

2006 SEASON STATISTICS

RESULTS

RECORD	OVERALL	HOME	AWAY	NEUTRAL
ALL GAMES	8-4	6-1	2-3	0-0
CONFERENCE	5-3	3-1	2-2	0-0
NON-CONFERENCE	3-1	3-0	0-1	0-0

Date	Ranking	Md	Opp	Opponent	W/L	Score	Overall	ACC	Time	Attend
Sep 2	--/v	--/	--/	WILLIAM & MARY (ESPN360)	W	27-14	1-0	0-0	2:43	49,763
Sep 9	--/v	--/	--/	MIDDLE TENNESSEE	W	24-10	2-0	0-0	2:46	47,704
Sep 14	--/v	5/5	--/	at West Virginia (ESPN)	L	24-45	2-1	0-0	3:21	60,513
Sep 23	--/	--/	--/	FLORIDA INT'L (ESPN360)	W	14-10	3-1	0-0	3:07	45,317
Oct 7	--/	--/	18/20	at Georgia Tech* (ESPN)	L	23-27	3-2	0-1	3:22	51,686
Oct 14	--/	--/	--/	at Virginia* (ESPN360)	W	28-26	4-2	1-1	2:59	59,367
Oct 21	--/	--/	--/	NC STATE* (LFS/Raycom)	W	26-20	5-2	2-1	3:00	50,230
Oct 28	--/	--/	--/	FLORIDA STATE* (ESPN2)	W	27-24	6-2	3-1	3:25	50,517
Nov 4	rv/rv	19/19	--/	at Clemson* (ESPN2)	W	13-12	7-2	4-1	3:19	79,000
Nov 11	--/	23/24	--/	MIAMI* (ABC)	W	14-13	8-2	5-1	2:58	50,721
Nov 18	21/21	20/20	--/	at Boston College* (ESPN)	L	16-38	8-3	5-2	3:18	44,500
Nov 25	rv/rv	20/20	--/	WAKE FOREST* (ESPN)	L	24-38	8-4	5-3	3:12	51,500

* denotes Atlantic Coast Conference game... Rankings listed as AP / ESPN-USA Today and are correct as to the date of the game, or in case of future opponents, are current rankings

TEAM STATISTICS

	MD	OPP
SCORING	260	277
Points Per Game	21.7	23.1
FIRST DOWNS	200	224
Rushing	86	103
Passing	100	107
Penalty	14	14
RUSHING YARDAGE	1,494	2,097
Yards gained rushing	1,771	2,310
Yards lost rushing	277	213
Rushing Attempts	400	448
Average Per Rush	3.7	4.7
Average Per Game	124.5	174.8
TDs Rushing	13	16
PASSING YARDAGE	2,157	2,306
Att-Comp-Int	311-189-12	330-192-7
Average Per Pass	6.9	7.0
Average Per Catch	11.4	12.0
Average Per Game	179.8	192.2
TDs Passing	14	13
TOTAL OFFENSE	3,651	4,403
Total Plays	711	778
Average Per Play	5.1	5.7
Average Per Game	304.2	366.9
KICK RETURNS: #-YARDS	45-1,041	42-876
PUNT RETURNS: #-YARDS	27-242	18-250
INT RETURNS: #-YARDS	7-76	12-187
KICK RETURN AVERAGE	23.1	20.9
PUNT RETURN AVERAGE	9.0	13.9
INT RETURN AVERAGE	10.9	15.6
FUMBLES-LOST	18-11	14-8
PENALTIES-YARDS	51-447	71-564
Average Per Game	37.2	47.0
PUNTS-YARDS	52-2,243	55-2,054
Average Per Punt	43.1	37.3
Net punt average	35.6	31.5
TIME OF POSSESSION/GAME	28:48	31:12
3RD-DOWN CONVERSIONS	49/141	71/167
3rd-Down Pct	35%	43%
4TH-DOWN CONVERSIONS	7/14	6/14
4th-Down Pct	50%	43%
SACKS BY-YARDS	17-77	19-125
MISC YARDS	0	-8
TOUCHDOWNS SCORED	29	34
FIELD GOALS-ATTEMPTS	19-23	14-20
PAT-ATTEMPTS	29-29	31-32
ATTENDANCE	345,752	295,066
Games/Avg Per Game	7/49,393	5/59,013



DANNY OQUENDO



ADAM PODLESH

RUSHING

	G	Att	Gain	Loss	Net	Avg	TD	Lg	Avg/G
Lance Ball	12	156	757	40	717	4.6	8	42	59.8
Keon Lattimore	12	140	694	36	658	4.7	3	56	54.8
Josh Allen	12	33	109	11	98	3.0	0	14	8.2
Danny Oquendo	12	3	39	16	23	7.7	0	21	1.9
Tim Cesa	8	1	11	0	11	11.0	0	11	1.4
Darius Heyward-Bey	12	5	14	9	5	1.0	0	9	0.4
J.P. Humber	7	1	2	0	2	2.0	0	2	0.3
Sam Hollenbach	12	47	136	134	2	0.0	2	28	0.2
Jordan Steffy	1	2	1	1	0	0.0	0	1	0.0
TEAM	12	12	8	30	-22	-1.8	0	8	-1.8
Total.....	12	400	1771	277	1494	3.7	13	56	124.5
Opponents.....	12	448	2310	213	2097	4.7	16	52	174.8

PASSING

	G	Effic	Att-Cmp-Int	Pct	Yds	TD	Lg	Avg/G
Sam Hollenbach	12	128.07	188-304-11	61.8	2148	13	96	179.0
Jordan Steffy	1	-40.00	0-5-1	0.0	0	0	0	0.0
Josh Allen	12	505.60	1-1-0	100.0	9	1	9	0.8
TEAM	12	0.00	0-1-0	0.0	0	0	0	0.0
Total.....	12	126.17	189-311-12	60.8	2157	14	96	179.8
Opponents.....	12	125.64	192-330-7	58.2	2306	13	89	192.2

RECEIVING

	G	No	Yds	Avg	TD	Lg	Avg/G
Darius Heyward-Bey	12	41	613	15.0	4	96	51.1
Joey Haynos	12	34	338	9.9	2	42	28.2
Danny Oquendo	12	31	336	10.8	2	38	28.0
Isaiah Williams	12	25	355	14.2	3	48	29.6
Keon Lattimore	12	20	210	10.5	0	34	17.5
Jason Goode	12	12	148	12.3	0	57	12.3
Lance Ball	12	10	56	5.6	0	11	4.7
Josh Allen	12	9	57	6.3	2	21	4.8
Cory Jackson	11	3	23	7.7	0	13	2.1
Dan Gronkowski	11	2	11	5.5	1	9	1.0
Tim Cesa	8	1	9	9.0	0	9	1.1
Drew Weatherly	3	1	1	1.0	0	1	0.3
Total.....	12	189	2157	11.4	14	96	179.8
Opponents.....	12	192	2306	12.0	13	89	192.2

PUNTING

	No.	Yds	Avg	Long	TB	FC	50+	I20	Blkd
Adam Podlesh	52	2243	43.1	62	7	17	12	21	0
Opponents.....	55	2054	37.3	61	4	3	6	15	1

PUNT RETURNS

	No.	Yds	Avg	TD	Long
Danny Oquendo	25	222	8.9	0	45
Josh Wilson	1	12	12.0	0	0
Isaiah Gardner	1	8	8.0	0	8
Total.....	27	242	9.0	0	45
Opponents.....	18	250	13.9	1	65

KICK RETURNS

	No.	Yds	Avg	TD	Long
Josh Wilson	30	844	28.1	1	100
Danny Oquendo	7	108	15.4	0	18
Nolan Carroll	5	60	12.0	0	17
Tim Cesa	2	22	11.0	0	11
Joey Haynos	1	7	7.0	0	7
Total.....	45	1041	23.1	1	100
Opponents.....	42	876	20.9	1	96

INTERCEPTIONS

	No.	Yds	Avg	TD	Long
Erin Henderson	2	49	24.5	1	45
J.J. Justice	2	21	10.5	0	15
Isaiah Gardner	1	4	4.0	0	4
Christian Varner	1	2	2.0	0	2
Trey Covington	1	0	0.0	0	0
Total.....	7	76	10.9	1	45
Opponents.....	12	187	15.6	1	58

FUMBLE RETURNS

	No.	Yds	Avg	TD	Long
Marcus Wimbush	1	6	6.0	0	6
Total.....	1	6	6.0	0	6
Opponents.....	2	52	26.0	2	38

SCORE BY QTRS	1ST	2ND	3RD	4TH	OT	TOTAL
Maryland	65	87	67	41	-	260
Opponents	79	89	44	65	-	277



SCORING

	TD	FGs	PATs				DXP	Saf	Points
			Kick	Rush	Rcv	Pass			
Dan Ennis	0	19-23	29-29	0-0	0	0-0	0	0	86
Lance Ball	8	0-0	0-0	0-0	0	0-0	0	0	48
Darius Heyward-Bey	4	0-0	0-0	0-0	0	0-0	0	0	24
Keon Lattimore	3	0-0	0-0	0-0	0	0-0	0	0	18
Isaiah Williams	3	0-0	0-0	0-0	0	0-0	0	0	18
Sam Hollenbach	2	0-0	0-0	0-0	0	0-0	0	0	12
Joey Haynos	2	0-0	0-0	0-0	0	0-0	0	0	12
Josh Allen	2	0-0	0-0	0-0	0	0-0	0	0	12
Danny Oquendo	2	0-0	0-0	0-0	0	0-0	0	0	12
Josh Wilson	1	0-0	0-0	0-0	0	0-0	0	0	6
Erin Henderson	1	0-0	0-0	0-0	0	0-0	0	0	6
Dan Gronkowski	1	0-0	0-0	0-0	0	0-0	0	0	6
Total.....	29	19-23	29-29	0-0	0	0-0	0	0	260
Opponents.....	34	14-20	31-32	0-0	0	0-2	0	0	277

ALL PURPOSE

	G	Rush	Rec	PR	KOR	IR	Tot	Avg/G
Keon Lattimore	12	658	210	0	0	0	868	72.3
Josh Wilson	12	0	0	12	844	0	856	71.3
Lance Ball	12	717	56	0	0	0	773	64.4
Danny Oquendo	12	23	336	222	108	0	689	57.4
Darius Heyward-Bey	12	5	613	0	0	0	618	51.5
Isaiah Williams	12	0	355	0	0	0	355	29.6
Joey Haynos	12	0	338	0	7	0	345	28.8
Josh Allen	12	98	57	0	0	0	155	12.9
Jason Goode	12	0	148	0	0	0	148	12.3
Total.....	12	1494	2157	242	1041	76	5010	417.5
Opponents.....	12	2097	2306	250	876	187	5716	476.3

DEFENSE

	GP	Tackles			Sacks		Pass Def			Fumbles		Blkd	
		Solo	Ast	Total	TFL/Yds	No-Yds	Int-Yds	BrUp	QBH	Rcv-Yds	FF	Kick	Saf
1 Erin Henderson	12	51	59	110	6.5-13	1.0-5	2-49	1	--	--	2	--	--
35 Wesley Jefferson	12	47	60	107	10.0-38	3.0-21	--	--	8	1-0	--	--	--
54 David Holloway	12	36	34	70	4.5-18	1.5-5	--	--	2	--	1	--	--
12 Marcus Wimbush	12	29	35	64	1.0-1	--	--	4	--	2-6	1	--	--
5 Isaiah Gardner	12	36	21	57	--	--	1-4	4	--	1-0	1	--	--
3 Christian Varner	12	34	21	55	1.0-3	--	1-2	3	--	--	--	--	--
4 Josh Wilson	12	41	11	52	2.5-9	2.0-7	--	12	1	--	--	1	--
92 Dre Moore	12	22	23	45	7.5-15	3.5-6	--	1	4	--	--	--	--
40 Jeremy Navarre	12	14	30	44	8.5-31	3.5-17	--	1	4	--	1	1	--
55 Trey Covington	12	13	27	40	1.5-8	1.5-8	1-0	3	1	--	--	--	--
95 Conrad Bolston	12	10	21	31	2.5-7	0.5-3	--	1	3	--	--	--	--
34 Dave Philitin	12	14	11	25	5.5-15	--	--	1	1	--	--	--	--
30 J.J. Justice	12	13	8	21	--	--	2-21	1	--	1-0	--	--	--
48 Moses Fokou	12	11	9	20	1.5-3	--	--	--	--	--	2	--	--
68 Carlos Feliciano	12	5	14	19	0.5-5	--	--	1	--	--	--	1	--
29 Jeff Allen	12	8	4	12	--	--	--	1	--	--	--	--	--
43 Rick Costa	12	7	5	12	2.0-11	0.5-5	--	--	1	2-0	--	--	--
2 Kevin Barnes	12	9	2	11	--	--	--	--	--	--	--	--	--
91 Mack Frost	12	6	2	8	--	--	--	1	1	1-0	--	--	--
42 Chase Bullock	6	4	4	8	--	--	--	--	--	--	--	--	--
93 Barrod Heggs	7	5	2	7	0.5-2	--	--	--	2	--	--	--	--
88 Greg Powell	12	5	2	7	--	--	--	--	--	--	1	--	--
9 Richard Taylor	12	4	2	6	--	--	--	1	--	--	--	--	--
17 Danny Oquendo	12	3	1	4	--	--	--	--	--	--	1	--	--
38 Cory Jackson	11	3	--	3	--	--	--	--	--	--	--	--	--
98 Omarr Savage	4	1	2	3	0.5-1	--	--	--	1	--	--	--	--
33 Josh Allen	12	1	--	1	--	--	--	--	--	--	--	--	--
25 Colin Nelson	2	1	--	1	--	--	--	--	--	--	--	--	--
78 Jared Gaither	11	1	--	1	--	--	--	--	--	--	--	--	--
36 Adam Podlesh	12	1	--	1	--	--	--	--	--	--	--	--	--
8 Darius Heyward-Bey	12	1	--	1	--	--	--	--	--	--	--	--	--
84 Isaiah Williams	12	1	--	1	--	--	--	--	--	--	--	--	--
60 Edwin Williams	12	1	--	1	--	--	--	--	--	--	--	--	--
14 Sam Hollenbach	12	1	--	1	--	--	--	--	--	--	--	--	--
Total.....	12	439	410	849	56-180	17-77	7-76	34	30	8-6	10	3	--
Opponents.....	12	388	407	795	67-225	19-125	12-187	34	13	11-52	7	--	--

BLOCKED KICKS

- 4-Josh Wilson (punt vs. William & Mary)
- 68-Carlos Feliciano (PAT vs. NC State)
- 40-Jeremy Navarre (FG vs. Florida State)

TOTAL OFFENSE

	G	Plays	Rush	Pass	Total	Avg/G
Sam Hollenbach	12	351	2	2148	2150	179.2
Lance Ball	12	156	717	0	717	59.8
Keon Lattimore	12	140	658	0	658	54.8
Josh Allen	12	34	98	9	107	8.9
Total.....	12	711	1494	2157	3651	304.2
Opponents.....	12	778	2097	2306	4403	366.9

KICKOFFS

	No.	Yds	Avg	TB	OB	Retn	Net	YdLn
Obi Egekeze	41	2542	62.0	14	0	--	--	--
Chris Roberts	17	962	56.6	1	0	--	--	--
Total.....	58	3504	60.4	15	0	876	40.1	24
Opponents.....	58	3231	55.7	10	1	1041	34.3	30

FIELD GOALS

	FGM-FGA	Pct	01-19	20-29	30-39	40-49	50-99	Lg	Blk
Dan Ennis	19-23	82.6	2-2	5-5	9-11	3-5	0-0	46	0
Opponents	14-20	70.0	0-0	9-9	4-5	1-4	0-2	42	1

FG SEQUENCE

	Maryland	Opponents
William & Mary	(39),(25)	--
Middle Tennessee	(37),31,43	(42)
West Virginia	(28)	(29)
Florida International	47	(26)
Georgia Tech	(18),(46),(32)	41,31
Virginia	30	(26),(25),50
NC State	(32),(27),(40),(18)	--
Florida State	(38),(39)	(24),46
Clemson	(31),(31)	(27),(32),(25),(22)
Miami	--	50,(32),(25)
Boston College	(29),(37),(46)	42,(21)
Wake Forest	(26)	(36)

Numbers in (parentheses) indicate field goal was made.

OFFENSIVE GAME-BY-GAME

RUSHING

TC-Yds. / TD	#7 Humber	#8 Heyward-Bey	#14 Hollenbach	#17 Oquendo	#19 Steffy	#21 Lattimore	#33 Js.Allen	#44 Ball
William & Mary	1-2 / 0	1-1 / 0	1-11 / 0	0-0 / 0	2-0 / 0	13-89 / 1	6-25 / 0	15-86 / 2
Middle Tenn.	0-0 / 0	0-0 / 0	4-(9) / 1	0-0 / 0	dnp-cd	13-86 / 0	2-1 / 0	14-58 / 2
at West Virginia	0-0 / 0	1-(4) / 0	2-7 / 0	1-21 / 0	dnp-cd	15-42 / 0	2-6 / 0	12-50 / 1
Florida Internat'l.	0-0 / 0	0-0 / 0	4-(20) / 0	0-0 / 0	dnp-cd	8-38 / 0	9-17 / 0	19-82 / 0
at Georgia Tech	0-0 / 0	0-0 / 0	7-(31) / 0	0-0 / 0	dnp-cd	5-2 / 0	0-0 / 0	23-116 / 0
at Virginia	0-0 / 0	0-0 / 0	4-(15) / 1	0-0 / 0	dnp-cd	15-114 / 1	1-3 / 0	12-76 / 1
NC State	0-0 / 0	1-(5) / 0	7-62 / 0	0-0 / 0	dnp-cd	10-35 / 0	1-3 / 0	17-77 / 1
Florida State	dnp-inj	0-0 / 0	3-(22) / 0	1-18 / 0	dnp-cd	10-43 / 0	5-18 / 0	11-39 / 0
at Clemson	dnp-inj	0-0 / 0	8-11 / 0	0-0 / 0	dnp-cd	10-38 / 0	0-0 / 0	10-5 / 0
Miami	dnp-inj	0-0 / 0	1-(4) / 0	0-0 / 0	dnp-cd	5-12 / 0	3-13 / 0	10-41 / 0
at Boston Coll.	dnp-inj	1-4 / 0	3-10 / 0	1-(16) / 0	dnp-cd	13-40 / 0	4-12 / 0	7-23 / 0
Wake Forest	dnp-inj	1-9 / 0	3-2 / 0	0-0 / 0	dnp-cd	23-119 / 1	0-0 / 0	6-64 / 1


LANCE BALL

RECEIVING

Rec-Yds. / TD	#8 Heyward-Bey	#11 Weatherly	#13 D.Grnkowski	#15 Goode	#17 Oquendo	#21 Lattimore
William & Mary	0-0 / 0	dnp-inj	1-9 / 0	0-0 / 0	3-55 / 0	0-0 / 0
Middle Tenn.	1-19 / 0	dnp-inj	0-0 / 0	0-0 / 0	2-15 / 0	2-20 / 0
at West Virginia	5-49 / 0	dnp-inj	0-0 / 0	0-0 / 0	3-40 / 0	2-6 / 0
Florida Internat'l.	4-35 / 0	dnp-inj	0-0 / 0	0-0 / 0	3-36 / 0	1-6 / 0
at Georgia Tech	5-111 / 0	0-0 / 0	0-0 / 0	4-33 / 0	2-21 / 0	1-10 / 0
at Virginia	5-39 / 0	1-1 / 0	0-0 / 0	1-13 / 0	3-41 / 0	3-37 / 0
NC State	2-36 / 0	dnp-inj	0-0 / 0	1-3 / 0	0-0 / 0	3-72 / 0
Florida State	3-57 / 2	dnp-inj	1-2 / 1	0-0 / 0	0-0 / 0	2-25 / 0
at Clemson	4-18 / 0	dnp-inj	0-0 / 0	3-75 / 0	5-36 / 1	0-0 / 0
Miami	5-175 / 2	dnp-inj	0-0 / 0	1-(2) / 0	2-16 / 0	0-0 / 0
at Boston Coll.	4-37 / 0	dnp-inj	0-0 / 0	1-7 / 0	6-65 / 1	6-34 / 0
Wake Forest	3-37 / 0	0-0 / 0	0-0 / 0	1-19 / 0	2-11 / 0	0-0 / 0


DARRIUS HEYWARD-BEY

Rec-Yds. / TD	#32 Cesa	#33 Js. Allen	#38 Jackson	#44 Ball	#80 Haynos	#82 Carroll	#84 I. Williams
William & Mary	0-0 / 0	2-0 / 0	0-0 / 0	0-0 / 0	1-42 / 0	0-0 / 0	2-47 / 0
Middle Tenn.	1-9 / 0	0-0 / 0	0-0 / 0	0-0 / 0	3-45 / 0	0-0 / 0	2-31 / 0
at West Virginia	0-0 / 0	0-0 / 0	dnp-cd	2-12 / 0	8-51 / 1	0-0 / 0	4-53 / 1
Florida Internat'l.	0-0 / 0	3-43 / 1	0-0 / 0	1-1 / 0	1-10 / 0	0-0 / 0	4-27 / 1
at Georgia Tech	0-0 / 0	1-(2) / 0	0-0 / 0	1-4 / 0	2-13 / 1	0-0 / 0	0-0 / 0
at Virginia	0-0 / 0	0-0 / 0	0-0 / 0	1-(1) / 0	2-28 / 0	0-0 / 0	1-13 / 0
NC State	0-0 / 0	1-4 / 1	0-0 / 0	0-0 / 0	0-0 / 0	0-0 / 0	0-0 / 0
Florida State	0-0 / 0	1-9 / 0	1-6 / 0	1-11 / 0	1-9 / 0	0-0 / 0	2-12 / 0
at Clemson	dnp-inj	0-0 / 0	0-0 / 0	0-0 / 0	6-52 / 0	0-0 / 0	5-66 / 0
Miami	dnp-inj	1-3 / 0	0-0 / 0	0-0 / 0	2-10 / 0	0-0 / 0	0-0 / 0
at Boston Coll.	dnp-inj	0-0 / 0	1-13 / 0	2-16 / 0	6-45 / 0	0-0 / 0	2-41 / 0
Wake Forest	dnp-inj	0-0 / 0	1-4 / 0	2-13 / 0	2-33 / 0	0-0 / 0	3-65 / 1


ISAIAH WILLIAMS

PASSING

A-C-I / Y / TD	#14 Hollenbach	#19 Steffy
William & Mary	14-9-0 / 153 / 0	5-0-1 / 0 / 0
Middle Tenn.	16-11-0 / 139 / 0	dnp-cd
at West Virginia	45-24-2 / 211 / 2	dnp-cd
Florida Internat'l.	30-17-1 / 158 / 2	dnp-cd
at Georgia Tech	24-16-1 / 190 / 1	dnp-cd
at Virginia	28-17-1 / 171 / 0	dnp-cd
NC State	9- 7-0 / 115 / 1	dnp-cd
Florida State	20-12-0 / 131 / 3	dnp-cd
at Clemson	34-23-1 / 247 / 1	dnp-cd
Miami	16-11-0 / 202 / 2	dnp-cd
at Boston Coll.	42-27-2 / 249 / 0	dnp-cd
Wake Forest	26-14-3 / 182 / 1	dnp-cd

FIELD GOALS

Made, Missed	#22 Ennis
William & Mary	39g, 25g
Middle Tenn.	37g, 31wl, 43wl
at West Virginia	28g
Florida Internat'l.	47wl
at Georgia Tech	18g, 46g, 32g
at Virginia	30wr
NC State	32g, 27g, 40g, 18g
Florida State	38g, 39g
at Clemson	31g, 31g
Miami	---
at Boston Coll.	29g, 37g, 46g
Wake Forest	26g

PUNTING

No-Avg. / In20	#36 Podlesh
William & Mary	4-46.2 / 3
Middle Tenn.	2-42.0 / 0
at West Virginia	2-43.0 / 2
Florida Internat'l.	7-42.6 / 3
at Georgia Tech	3-45.7 / 1
at Virginia	3-44.3 / 2
NC State	4-48.0 / 1
Florida State	5-44.8 / 2
at Clemson	6-43.3 / 2
Miami	8-41.5 / 4
at Boston Coll.	3-38.3 / 0
Wake Forest	2-32.0 / 1

inj - injury cd - coach's decision

DEFENSIVE GAME-BY-GAME

27 SPORTS • 1 TEAM

UT-AT-TT / Sk	#1 Henderson	#2 Barnes	#3 Varner	#4 Wilson	#5 Gardner	#9 Taylor	#12 Wimbush
William & Mary	4-1-5 / 1.0	0-1-1 / 0.0	2-0-2 / 0.0	3-1-4 / 0.0	3-0-3 / 0.0	3-0-3 / 0.0	1-2-3 / 0.0
Middle Tenn.	5-2-7 / 0.0	0-0-0 / 0.0	5-1-6 / 0.0	4-3-7 / 0.0	4-4-8 / 0.0	1-1-2 / 0.0	0-0-0 / 0.0
at West Virginia	2-4-6 / 0.0	1-0-1 / 0.0	2-3-5 / 0.0	2-0-2 / 0.0	1-1-2 / 0.0	0-0-0 / 0.0	2-2-4 / 0.0
Florida Internat'l.	0-2-2 / 0.0	1-0-1 / 0.0	1-1-2 / 0.0	3-0-3 / 0.0	2-0-2 / 0.0	0-1-1 / 0.0	1-2-3 / 0.0
at Georgia Tech	5-3-8 / 0.0	2-1-3 / 0.0	3-1-4 / 0.0	5-0-5 / 0.0	4-1-5 / 0.0	0-0-0 / 0.0	4-1-5 / 0.0
at Virginia	4-6-10 / 0.0	3-0-3 / 0.0	3-1-4 / 0.0	3-0-3 / 0.0	0-3-3 / 0.0	0-0-0 / 0.0	3-1-4 / 0.0
NC State	3-7-10 / 0.0	2-0-2 / 0.0	2-2-4 / 0.0	4-1-5 / 2.0	3-2-5 / 0.0	0-0-0 / 0.0	3-3-6 / 0.0
Florida State	10-2-12 / 0.0	0-0-0 / 0.0	6-2-8 / 0.0	2-1-3 / 0.0	4-1-5 / 0.0	0-0-0 / 0.0	2-5-7 / 0.0
at Clemson	9-9-18 / 0.0	0-0-0 / 0.0	3-4-7 / 0.0	7-0-7 / 0.0	6-1-7 / 0.0	0-0-0 / 0.0	5-4-9 / 0.0
Miami	4-9-13 / 0.0	0-0-0 / 0.0	2-1-3 / 0.0	2-2-4 / 0.0	5-2-7 / 0.0	0-0-0 / 0.0	3-5-8 / 0.0
at Boston Coll.	6-3-9 / 0.0	0-0-0 / 0.0	5-0-5 / 0.0	3-0-3 / 0.0	2-0-2 / 0.0	0-0-0 / 0.0	3-2-5 / 0.0
Wake Forest	3-8-11 / 0.0	0-0-0 / 0.0	0-5-5 / 0.0	5-1-6 / 0.0	4-4-8 / 0.0	0-0-0 / 0.0	4-6-10 / 0.0



ERIN HENDERSON

UT-AT-TT / Sk	#29 Jf. Allen	#30 Justice	#34 Philistin	#35 Jefferson	#40 Navarre	#42 Bullock	#43 R.Costa
William & Mary	0-0-0 / 0.0	4-1-5 / 0.0	4-3-7 / 0.0	6-5-11 / 1.0	0-1-1 / 0.0	1-1-2 / 0.0	1-0-1 / 0.0
Middle Tenn.	1-0-1 / 0.0	1-3-4 / 0.0	1-2-3 / 0.0	3-4-7 / 0.5	0-1-1 / 0.0	1-1-2 / 0.0	2-1-3 / 0.0
at West Virginia	2-2-4 / 0.0	0-0-0 / 0.0	1-1-2 / 0.0	0-6-6 / 0.0	0-4-4 / 0.0	1-1-2 / 0.0	0-0-0 / 0.0
Florida Internat'l.	0-0-0 / 0.0	2-1-3 / 0.0	0-0-0 / 0.0	4-3-7 / 0.0	2-2-4 / 0.0	dnp-cd	1-2-3 / 0.0
at Georgia Tech	1-0-1 / 0.0	3-0-3 / 0.0	0-1-1 / 0.0	6-3-9 / 1.0	1-4-5 / 0.0	dnp-cd	1-1-2 / 0.0
at Virginia	1-0-1 / 0.0	1-0-1 / 0.0	2-0-2 / 0.0	4-8-12 / 0.0	1-1-2 / 1.0	0-0-0 / 0.0	0-0-0 / 0.0
NC State	0-1-1 / 0.0	0-0-0 / 0.0	2-1-3 / 0.0	7-6-13 / 0.0	0-1-1 / 0.0	dnp-cd	2-1-3 / 0.5
Florida State	0-1-1 / 0.0	2-1-3 / 0.0	1-1-2 / 0.0	0-4-4 / 0.0	3-2-5 / 1.0	dnp-cd	0-0-0 / 0.0
at Clemson	1-0-1 / 0.0	0-1-1 / 0.0	2-1-3 / 0.0	3-4-7 / 0.0	4-3-7 / 0.0	dnp-cd	0-0-0 / 0.0
Miami	0-0-0 / 0.0	0-0-0 / 0.0	0-0-0 / 0.0	7-7-14 / 0.5	0-5-5 / 0.5	dnp-cd	0-0-0 / 0.0
at Boston Coll.	2-0-2 / 0.0	0-0-0 / 0.0	2-0-2 / 0.0	4-4-8 / 0.0	4-2-6 / 0.0	dnp-cd	0-0-0 / 0.0
Wake Forest	0-0-0 / 0.0	0-1-1 / 0.0	0-0-0 / 0.0	5-4-9 / 0.0	1-2-3 / 0.0	1-1-2 / 0.0	0-0-0 / 0.0



DAVE PHILISTIN

UT-AT-TT / Sk	#48 Fokou	#54 Holloway	#55 Covington	#68 Feliciano	#88 Powell
William & Mary	0-0-0 / 0.0	1-3-4 / 0.0	0-5-5 / 0.0	2-2-4 / 0.0	0-1-1 / 0.0
Middle Tenn.	3-2-5 / 0.0	0-0-0 / 0.0	0-0-0 / 0.0	0-1-1 / 0.0	0-0-0 / 0.0
at West Virginia	1-0-1 / 0.0	5-4-9 / 0.0	4-3-7 / 0.5	0-1-1 / 0.0	0-0-0 / 0.0
Florida Internat'l.	1-4-5 / 0.0	3-1-4 / 0.0	0-0-0 / 0.0	0-1-1 / 0.0	0-0-0 / 0.0
at Georgia Tech	3-1-4 / 0.0	6-4-10 / 0.0	0-0-0 / 0.0	0-0-0 / 0.0	0-0-0 / 0.0
at Virginia	0-0-0 / 0.0	2-4-6 / 0.0	3-1-4 / 0.0	1-0-1 / 0.0	1-0-1 / 0.0
NC State	1-1-2 / 0.0	1-5-6 / 0.5	1-1-2 / 1.0	0-1-1 / 0.0	0-0-0 / 0.0
Florida State	0-0-0 / 0.0	4-3-7 / 2.0	0-0-0 / 0.0	0-1-1 / 0.0	1-1-2 / 0.0
at Clemson	1-0-1 / 0.0	6-0-6 / 0.0	5-3-8 / 0.0	3-1-4 / 0.0	0-0-0 / 0.0
Miami	1-0-1 / 0.0	3-3-6 / 0.0	3-4-7 / 0.0	0-3-3 / 0.0	0-0-0 / 0.0
at Boston Coll.	0-0-0 / 0.0	5-0-5 / 0.0	0-0-0 / 0.0	2-0-2 / 0.0	0-0-0 / 0.0
Wake Forest	0-1-1 / 0.0	3-4-7 / 0.0	2-5-7 / 0.0	0-0-0 / 0.0	2-0-2 / 0.0



CARLOS FELICIANO

UT-AT-TT / Sk	#91 Frost	#92 Moore	#93 Heggs	#95 Bolston	#98 Savage
William & Mary	1-0-1 / 0.0	2-2-4 / 0.0	1-0-1 / 0.0	1-0-1 / 0.0	1-0-1 / 0.0
Middle Tenn.	1-0-1 / 0.0	3-3-6 / 2.0	2-0-2 / 0.0	1-3-4 / 0.5	0-0-0 / 0.0
at West Virginia	0-0-0 / 0.0	1-3-4 / 0.5	0-0-0 / 0.0	0-2-2 / 0.0	0-1-1 / 0.0
Florida Internat'l.	0-0-0 / 0.0	0-1-1 / 0.0	1-1-2 / 0.0	2-1-3 / 0.0	0-1-1 / 0.0
at Georgia Tech	1-0-1 / 0.0	1-0-1 / 0.0	0-0-0 / 0.0	1-1-2 / 0.0	dnp-inj
at Virginia	1-0-1 / 0.0	3-1-4 / 0.0	dnp-cd	1-0-1 / 0.0	dnp-inj
NC State	0-1-1 / 0.0	1-3-4 / 0.0	dnp-cd	1-1-2 / 0.0	dnp-inj
Florida State	0-0-0 / 0.0	3-0-3 / 0.0	dnp-cd	1-2-3 / 0.0	dnp-inj
at Clemson	0-0-0 / 0.0	2-1-3 / 0.0	dnp-cd	3-0-3 / 0.0	dnp-inj
Miami	0-1-1 / 0.0	3-5-8 / 0.0	1-1-2 / 0.0	1-4-5 / 0.0	dnp-inj
at Boston Coll.	1-0-1 / 0.0	0-1-1 / 0.0	0-0-0 / 0.0	0-2-2 / 0.0	dnp-cd
Wake Forest	1-0-1 / 0.0	4-2-6 / 0.0	dnp-cd	1-2-3 / 0.0	dnp-cd



DRE MOORE

dnp-inj -- did not play/injury; dnp-cd -- did not play/coach's decision

TERRAPINS

TEAM GAME-BY-GAME

27 SPORTS • 1 TEAM

TERRAPINS

Game	SCORE	FIRST DOWNS		RUSHING	PASSING			TOTAL OFF.	PUNTS	FUM	PEN	SACKS BY	3RD	4TH	TIME OF
		Tot	Ru-Pa-Pe	No-Yds-TD	A-C-I	Yds	TD	Pl-Yds	No-Avg	F-L	No-Yds	DNS	DNS	POSS.	
at MARYLAND	27	18	13- 4-1	40-213-3	19- 9-1	153	0	59-366	4-46.2	3-3	2-10	2-13	2-10	0-0	28:33
William & Mary	14	16	5-11-0	29- 84-0	41-25-0	226	2	70-310	10-30.3	0-0	2-15	0- 0	4-15	0-1	31:27
at MARYLAND	24	16	8- 8-0	34-135-3	16-11-0	139	0	50-274	2-42.0	1-1	3-25	3-11	3- 8	0-0	25:56
Middle Tennessee	10	21	7-13-1	33-105-1	41-22-1	216	0	74-321	2-39.0	3-2	5-33	2- 8	9-16	1-4	34:04
MARYLAND	24	24	9-11-4	33-122-1	45-24-2	211	2	78-333	2-43.0	3-3	3-40	1- 1	8-17	3-5	30:58
at West Virginia	45	17	12- 3-2	43-340-4	9- 6-0	43	1	52-383	4-38.5	2-1	10-95	0- 0	2- 8	1-1	29:02
at MARYLAND	14	20	8- 9-3	40-117-0	30-17-1	158	2	70-275	7-42.6	1-0	6-74	0- 0	6-14	0-0	36:07
Florida International	10	12	3- 7-2	19- 89-0	34-15-1	221	1	53-310	8-41.9	0-0	6-50	3-20	4-14	1-1	23:53
MARYLAND	23	14	4-10-0	35- 87-0	24-16-1	190	1	59-277	3-45.7	1-1	4-44	1- 5	4-13	1-3	28:53
at Georgia Tech	27	20	8-10-2	43-229-3	26-13-0	161	1	69-390	2-46.0	1-1	6-47	5-37	8-14	0-1	31:07
MARYLAND	28	17	7-10-0	34-174-3	28-17-1	171	0	62-345	6-44.3	0-0	2-20	1- 4	4-11	0-0	32:12
at Virginia	26	19	10- 8-1	35-181-1	21-13-1	243	2	56-424	4-34.8	2-1	2-10	2-18	4-12	0-1	27:48
at MARYLAND	26	11	7- 4-0	41-165-1	9- 7-0	115	1	50-280	4-48.0	2-1	5-54	4-24	3-12	0-1	27:17
NC State	20	17	7- 9-1	38-154-2	26-15-2	145	0	64-299	5-39.2	1-1	9-80	1- 6	6-13	0-0	32:43
at MARYLAND	27	15	7- 6-2	32- 92-0	20-12-0	131	3	52-223	5-44.8	2-0	10-75	3- 9	3-10	0-0	27:40
Florida State	24	24	9-12-3	34-172-1	36-22-0	286	2	70-458	4-32.0	1-1	13-100	2-17	5-14	0-1	32:20
MARYLAND	13	18	5-13-0	28- 54-0	35-23-1	247	1	63-301	6-43.3	1-0	6-31	0- 0	5-14	2-2	28:52
at Clemson	12	16	7- 8-1	41-143-0	27-18-0	251	0	68-394	5-41.8	2-0	1- 5	2-11	6-18	1-2	31:08
at MARYLAND	14	6	3- 3-0	21- 56-0	16-11-0	202	2	38-258	8-41.5	0-0	1-10	1- 9	2-10	0-0	22:51
Miami	13	18	10- 8-0	46-180-0	27-14-1	140	1	73-320	4-42.8	1-1	2-10	1- 4	13-21	0-0	37:09
MARYLAND	16	22	6-12-4	29- 73-0	43-28-2	258	1	72-331	3-38.3	3-2	4-34	0- 0	5-13	1-2	31:32
at Boston College	38	22	8-13-1	30-124-0	29-19-0	249	2	59-373	4-36.3	0-0	11-85	0- 0	5-11	0-0	28:28
at MARYLAND	24	19	9-10-0	33-194-2	26-14-3	182	1	59-376	2-32.0	1-0	5-30	0- 0	4- 9	0-1	24:47
Wake Forest	38	22	17- 5-0	57-296-4	13-10-1	125	1	70-421	3-34.7	1-0	4-34	1- 4	5-11	2-2	35:13

TURNOVERS

Takeaways - 15
Giveaways - 23
Points Following Turnovers
Md. -- 52 (7 TD, 1 FG)
Opp. - 66 (9 TD, 1 FG)

SPECIAL TEAMS

Blocked Kicks (by Md.) -- 3
Blocked Kicks (by Opp.) -- 0

KICKOFF COVERAGE

Kickoffs -- Md. 58, Opp. 58
Fair Catches By -- Md. 2, Opp. 0
Touchbacks By -- Md. 15, Opp. 10
Onside Attempts --
Md. 0-0, Opp. 0-1
Out of Bounds By -- Md. 0, Opp. 1
Returns Allowed (Md.) -- 42-876 (20.9 avg.)
Returns Allowed (Opp.) -- 45-1041 (23.1 avg.)

PUNT COVERAGE

Punts -- Md. 52, Opp. 55
Blocks By -- Md. 1, Opp. 0
Fair Catches Forced -- Md. 17, Opp. 3
Touchbacks By -- Md. 7, Opp. 4
Inside 20 -- Md. 21, Opp. 15
Returns Allowed (Md.) -- 18-250 (13.9 avg.)
Returns Allowed (Opp.) -- 27-242 (9.0 avg.)

RED ZONE

Md. Scores/Times in Red Zone
Scoring Percentage -- 38-46 (.826)
TD Percentage -- 22-46 (.478)
Scores -- 38 (22 TD, 16 FG)
Non-Scores -- 8 (2 Missed FG, 3 Downs, 2 Int, End Half)

Opp. Scores/Times in Red Zone

Scoring Percentage -- 32-39 (.821)
TD Percentage -- 19-39 (.487)
Scores -- 32 (19 TD, 13 FG)
Non-Scores -- 7 (2 Downs, 2 Int, 3 Missed FG)

TERRAPINS WHEN...

	Total	ACC	Total	ACC
Record	8-4	5-3	7-1	4-1
Home	6-1	3-1	0-0	0-0
Away	2-3	2-2	1-3	1-2
Neutral	0-0	0-0		
Leading at Halftime			7-1	4-1
Tied at Halftime			0-0	0-0
Behind at Halftime			1-3	1-2
Leading After 3rd Qtr			7-1	4-1
Tied After 3rd Qtr			0-0	0-0
Behind After 3rd Qtr			1-3	1-2
Overtime			0-0	0-0
Scoring 20+ Points			5-3	3-2
Scoring 30+ Points			0-0	0-0
Allowing 10+ Points			2-0	0-0
Allowing 20+ Points			6-0	3-0
With 100-Yard Rusher			1-2	1-2
Allowing 100-Yard Rusher			0-4	0-3
With 300-Yard Passer			0-0	0-0
Allowing 300-Yard Passer			0-0	0-0
Outgain Opponent			1-0	0-0
Fewer Turnovers			5-0	4-0
More Time of Possession			2-2	1-1
Day Game	4-2	4-2		
Night Game	4-2	1-1		
TV Game	3-4	3-3		
Current Streak	Lost 2	Lost 2		
Current Home Streak	Lost 1	Lost 1		
Current Road Streak	Lost 1	Lost 1		
September	3-1	0-0		
October	3-1	3-1		
November	2-2	2-2		
vs. Top 25	1-4	1-3		
Scoring First	6-1	3-1		
Come-From-Behind	2-4	2-3		
Leading After 1st Qtr	5-1	2-1		
Tied After 1st Qtr	1-1	1-1		
Behind After 1st Qtr	2-2	2-1		



SEASON SUPERLATIVES

INDIVIDUAL MARYLAND GAME HIGHS

Rushes	23	Lance Ball at Georgia Tech (Oct 07, 2006)
		Keon Lattimore vs Wake Forest (Nov 25, 2006)
Yards Rushing	119	Keon Lattimore vs Wake Forest (Nov 25, 2006)
TD Rushes	2	Lance Ball vs William & Mary (Sep 02, 2006)
		Lance Ball vs Middle Tennessee (Sep 09, 2006)
Long Rush	56	Keon Lattimore at Virginia (Oct 14, 2006)
Pass attempts	45	Sam Hollenbach at West Virginia (Sep 14, 2006)
Pass completions	27	Sam Hollenbach at Boston College (Nov 18, 2006)
Yards Passing	249	Sam Hollenbach at Boston College (Nov 18, 2006)
TD Passes	3	Sam Hollenbach vs Florida State (Oct 28, 2006)
Long Pass	96	Sam Hollenbach vs Miami (Fla.) (Nov 11, 2006)
Receptions	8	Joey Haynos at West Virginia (Sep 14, 2006)
Yards Receiving	175	Darius Heyward-Bey vs Miami (Fla.) (Nov 11, 2006)
TD Receptions	2	Darius Heyward-Bey vs Florida State (Oct 28, 2006)
		Darius Heyward-Bey vs Miami (Fla.) (Nov 11, 2006)
Long Reception	96	Darius Heyward-Bey vs Miami (Fla.) (Nov 11, 2006)
Field Goals	4	Dan Ennis vs NC State (Oct 21, 2006)
Long Field Goal	46	Dan Ennis at Georgia Tech (Oct 07, 2006)
		Dan Ennis at Boston College (Nov 18, 2006)
Punts	8	Adam Podlesh vs Miami (Fla.) (Nov 11, 2006)
Punting Avg	48.0	Adam Podlesh vs NC State (Oct 21, 2006)
Long Punt	62	Adam Podlesh vs Florida State (Oct 28, 2006)
Long Punt Return	45	Danny Oquendo vs Florida State (Oct 28, 2006)
Long Kickoff Return	100	Josh Wilson at Georgia Tech (Oct 07, 2006)
Tackles	17	Erin Henderson at Clemson (Nov 04, 2006)
Sacks	2.0	Dre Moore vs Middle Tennessee (Sep 09, 2006)
		Josh Wilson vs NC State (Oct 21, 2006)
Tackles For Loss	3.0	Erin Henderson vs Middle Tennessee (Sep 09, 2006)
Interceptions	1	J.J. Justice vs Middle Tennessee (Sep 09, 2006)
		Christian Varner vs Florida Internat'l (Sep 23, 2006)
		Erin Henderson at Virginia (Oct 14, 2006)
		J.J. Justice vs NC State (Oct 21, 2006)
		Erin Henderson vs NC State (Oct 21, 2006)
		Trey Covington vs Miami (Fla.) (Nov 11, 2006)
		Isaiah Gardner vs Wake Forest (Nov 25, 2006)

MARYLAND TEAM HIGHS

Rushes	41	vs NC State (Oct 21, 2006)
Yards Rushing	213	vs William & Mary (Sep 02, 2006)
Yards Per Rush	5.9	vs Wake Forest (Nov 25, 2006)
TD Rushes	3	vs William & Mary (Sep 02, 2006)
		vs Middle Tennessee (Sep 09, 2006)
		at Virginia (Oct 14, 2006)
Pass attempts	45	at West Virginia (Sep 14, 2006)
Pass completions	28	at Boston College (Nov 18, 2006)
Yards Passing	258	at Boston College (Nov 18, 2006)
Yards Per Pass	12.8	vs NC State (Oct 21, 2006)
TD Passes	3	vs Florida State (Oct 28, 2006)
Total Plays	78	at West Virginia (Sep 14, 2006)
Total Offense	376	vs Wake Forest (Nov 25, 2006)
Yards Per Play	7.0	vs Miami (Fla.) (Nov 11, 2006)
Points	28	at Virginia (Oct 14, 2006)
Sacks By	4	vs NC State (Oct 21, 2006)
First Downs	24	at West Virginia (Sep 14, 2006)
Penalties	10	vs Florida State (Oct 28, 2006)
Penalty Yards	75	vs Florida State (Oct 28, 2006)
Turnovers	5	at West Virginia (Sep 14, 2006)
Interceptions By	2	vs NC State (Oct 21, 2006)

INDIVIDUAL OPPONENT GAME HIGHS

Rushes	27	Moore, K, vs Wake Forest (Nov 25, 2006)
Yards Rushing	195	SLATON, Steve, at West Virginia (Sep 14, 2006)
TD Rushes	2	SLATON, Steve, at West Virginia (Sep 14, 2006)
		Choice, T., at Georgia Tech (Oct 07, 2006)
		Harris, K, vs Wake Forest (Nov 25, 2006)
Long Rush	52	SLATON, Steve, at West Virginia (Sep 14, 2006)
		Ned, A'mod, vs Florida Internat'l (Sep 23, 2006)
Pass attempts	41	Marks, Clint, vs Middle Tennessee (Sep 09, 2006)
Pass completions	22	Marks, Clint, vs Middle Tennessee (Sep 09, 2006)
		Lee, X, vs Florida State (Oct 28, 2006)
Yards Passing	286	Lee, X, vs Florida State (Oct 28, 2006)
TD Passes	2	Jameel Sewell, at Virginia (Oct 14, 2006)
		Lee, X, vs Florida State (Oct 28, 2006)
		Ryan, M, at Boston College (Nov 18, 2006)
Long Pass	89	Padrick, Josh, vs Florida Internat'l (Sep 23, 2006)
Receptions	10	Johnson, C., at Georgia Tech (Oct 07, 2006)
Yards Receiving	133	Johnson, C., at Georgia Tech (Oct 07, 2006)
		Kevin Ogletree, at Virginia (Oct 14, 2006)
TD Receptions	2	Kevin Ogletree, at Virginia (Oct 14, 2006)
Long Reception	89	Smith, Samuel, vs Florida Internat'l (Sep 23, 2006)
Field Goals	4	Dean, J, at Clemson (Nov 04, 2006)
Long Field Goal	42	Smith, Colby, vs Middle Tennessee (Sep 09, 2006)
Punts	8	Blair Pritchard, vs William & Mary (Sep 02, 2006)
		Cook, Chris, vs Florida Internat'l (Sep 23, 2006)
Punting Avg	46.0	Brooks, D., at Georgia Tech (Oct 07, 2006)
Long Punt	61	Cook, Chris, vs Florida Internat'l (Sep 23, 2006)
Long Punt Return	65	Blackman, D., vs NC State (Oct 21, 2006)
Long Kickoff Return	96	REYNAUD, Darius, at West Virginia (Sep 14, 2006)
Tackles	14	Dunbar, J, at Boston College (Nov 18, 2006)
Sacks	3.0	Johnson, M., at Georgia Tech (Oct 07, 2006)
Tackles For Loss	3.5	Bouie, Keyonvis, vs Florida Internat'l (Sep 23, 2006)
Interceptions	2	Smith, A, vs Wake Forest (Nov 25, 2006)

OPPONENT TEAM HIGHS

Rushes	57	vs Wake Forest (Nov 25, 2006)
Yards Rushing	340	at West Virginia (Sep 14, 2006)
Yards Per Rush	7.9	at West Virginia (Sep 14, 2006)
TD Rushes	4	at West Virginia (Sep 14, 2006)
		vs Wake Forest (Nov 25, 2006)
Pass attempts	41	vs William & Mary (Sep 02, 2006)
		vs Middle Tennessee (Sep 09, 2006)
Pass completions	25	vs William & Mary (Sep 02, 2006)
Yards Passing	286	vs Florida State (Oct 28, 2006)
Yards Per Pass	11.6	at Virginia (Oct 14, 2006)
TD Passes	2	vs William & Mary (Sep 02, 2006)
		at Virginia (Oct 14, 2006)
		vs Florida State (Oct 28, 2006)
		at Boston College (Nov 18, 2006)
Total Plays	74	vs Middle Tennessee (Sep 09, 2006)
Total Offense	458	vs Florida State (Oct 28, 2006)
Yards Per Play	7.6	at Virginia (Oct 14, 2006)
Points	45	at West Virginia (Sep 14, 2006)
Sacks By	5	at Georgia Tech (Oct 07, 2006)
First Downs	24	vs Florida State (Oct 28, 2006)
Penalties	13	vs Florida State (Oct 28, 2006)
Penalty Yards	100	vs Florida State (Oct 28, 2006)
Turnovers	3	vs Middle Tennessee (Sep 09, 2006)
		vs NC State (Oct 21, 2006)
Interceptions By	3	vs Wake Forest (Nov 25, 2006)

GAME-BY-GAME STARTERS

OFFENSE

GAME	Wide Receiver	Left Tackle	Left Guard	Center	Right Guard	Right Tackle	Tight End	Quarterback	Tailback	FB / TE / WR	WR / TE
William & Mary	I.Williams ¹	Heyer ²⁵	Woods ¹²	E.Williams ¹	Crummey ¹⁷	Randolph ¹	Haynos ¹	Hollenbach ¹²	Lattimore ³	Heyward-Bey ¹	Oquendo ²
Middle Tenn.	I.Williams ²	Heyer ²⁶	Woods ¹³	E.Williams ²	Clig ¹	Gaither ⁹	D.Gronkowski ¹	Hollenbach ¹³	Ball ⁵	Cesa ⁵	Oquendo ³
at West Virginia	I.Williams ³	Heyer ²⁷	Woods ¹⁴	E.Williams ³	Crummey ¹⁸	Randolph ²	D.Gronkowski ²	Hollenbach ¹⁴	Ball ⁶	Cesa ⁶	Oquendo ⁴
Florida Internat'l.	I.Williams ⁴	Heyer ²⁸	Woods ¹⁵	E.Williams ⁴	Crummey ¹⁹	Gaither ¹⁰	Haynos ²	Hollenbach ¹⁵	Ball ⁷	Heyward-Bey ²	Oquendo ⁵
at Georgia Tech	Weatherly ³	Heyer ²⁹	Woods ¹⁶	E.Williams ⁵	Crummey ²⁰	Gaither ¹¹	D.Gronkowski ³	Hollenbach ¹⁶	Ball ⁸	Cesa ⁷	Heyward-Bey ³
at Virginia	Weatherly ⁴	Heyer ³⁰	Woods ¹⁷	E.Williams ⁶	Crummey ²¹	Gaither ¹²	D.Gronkowski ⁴	Hollenbach ¹⁷	Ball ⁹	Cesa ⁸	Heyward-Bey ⁴
NC State	I.Williams ⁵	Heyer ³¹	Woods ¹⁸	E.Williams ⁷	Crummey ²²	Gaither ¹³	D.Gronkowski ⁵	Hollenbach ¹⁸	Ball ¹⁰	Cesa ⁹	Heyward-Bey ⁵
Florida State	I.Williams ⁶	Heyer ³²	Woods ¹⁹	E.Williams ⁸	Crummey ²³	Gaither ¹⁴	Haynos ³	Hollenbach ¹⁹	Ball ¹¹	Cesa ¹⁰	Heyward-Bey ⁶
at Clemson	I.Williams ⁷	Heyer ³³	Woods ²⁰	E.Williams ⁹	Crummey ²⁴	Gaither ¹⁵	Haynos ⁴	Hollenbach ²⁰	Ball ¹²	D.Gronkowski ⁶	Oquendo ⁶
Miami	I.Williams ⁸	Heyer ³⁴	Woods ²¹	E.Williams ¹⁰	Crummey ²⁵	Gaither ¹⁶	D.Gronkowski ⁶	Hollenbach ²¹	Ball ¹³	Jackson ¹	Heyward-Bey ⁷
at Boston Coll.	I.Williams ⁹	Heyer ³⁵	Thomas ¹	E.Williams ¹¹	Crummey ²⁶	Randolph ³	Haynos ⁵	Hollenbach ²²	Ball ¹⁴	Jackson ²	Heyward-Bey ⁸
Wake Forest	I.Williams ¹⁰	Heyer ³⁶	Thomas ²	E.Williams ¹²	Crummey ²⁷	Gaither ¹⁷	D.Gronkowski ⁷	Hollenbach ²³	Lattimore ⁴	Jackson ³	Heyward-Bey ⁹

DEFENSE

GAME	Def. End	Def. Tackle	Nose Tackle	LEO	WLB	MLB	SLB	Cornerback	Strong Safety	Free Safety	Cornerback
William & Mary	Navarre ¹¹	Bolston ²²	Moore ⁴	Covington ¹⁰	Henderson ¹	Jefferson ³	Holloway ²³	Gardner ²	Wimbush ¹	Varnar ¹¹	Wilson ¹⁶
Middle Tenn.	Navarre ¹²	Bolston ²³	Feliciano ¹	Covington ¹¹	Henderson ²	Jefferson ⁴	Philistin ¹	Gardner ³	Justice ²	Varnar ¹²	Wilson ¹⁷
at West Virginia	Navarre ¹³	Bolston ²⁴	Feliciano ²	Covington ¹²	Henderson ³	Jefferson ⁵	Holloway ²⁴	Gardner ⁴	Wimbush ²	Varnar ¹³	Wilson ¹⁸
Florida Internat'l.	Navarre ¹⁴	Bolston ²⁵	Feliciano ³	Covington ¹³	Fokou ¹	Jefferson ⁶	Holloway ²⁵	Gardner ⁵	Wimbush ³	Varnar ¹⁴	Barnes ¹
at Georgia Tech	Heggs ¹	Bolston ²⁶	Moore ⁵	Holloway ²⁶	Henderson ⁴	Jefferson ⁷	Philistin ²	Gardner ⁶	Wimbush ⁴	Varnar ¹⁵	Wilson ¹⁹
at Virginia	Navarre ¹⁵	Bolston ²⁷	Moore ⁶	Covington ¹⁴	Henderson ⁵	Jefferson ⁸	Holloway ²⁷	Gardner ⁷	Wimbush ⁵	Varnar ¹⁶	Wilson ²⁰
NC State	Navarre ¹⁶	Moore ⁷	Bolston ²⁸	Covington ¹⁵	Henderson ⁶	Jefferson ⁹	Holloway ²⁸	Gardner ⁸	Wimbush ⁶	Varnar ¹⁷	Wilson ²¹
Florida State	Navarre ¹⁷	Moore ⁸	Feliciano ⁴	Covington ¹⁶	Henderson ⁷	Jefferson ¹⁰	Holloway ²⁹	Gardner ⁹	Wimbush ⁷	Varnar ¹⁸	Wilson ²²
at Clemson	Navarre ¹⁸	Moore ⁹	Feliciano ⁵	Covington ¹⁷	Henderson ⁸	Jefferson ¹¹	Holloway ³⁰	Gardner ¹⁰	Wimbush ⁸	Varnar ¹⁹	Wilson ²³
Miami	Navarre ¹⁹	Moore ¹⁰	Feliciano ⁶	Covington ¹⁸	Henderson ⁹	Jefferson ¹²	Holloway ³¹	Gardner ¹¹	Wimbush ⁹	Varnar ²⁰	Wilson ²⁴
at Boston Coll.	Navarre ²⁰	Moore ¹¹	Feliciano ⁷	Covington ¹⁹	Henderson ¹⁰	Jefferson ¹³	Holloway ³²	Gardner ¹²	Wimbush ¹⁰	Varnar ²¹	Wilson ²⁵
Wake Forest	Navarre ²¹	Moore ¹²	Bolston ²⁹	Covington ²⁰	Henderson ¹¹	Jefferson ¹⁴	Holloway ³³	Gardner ¹³	Wimbush ¹¹	Varnar ²²	Wilson ²⁶

CLASS STARTERS BY GAME (INCLUDES PUNTER & KICKER)

GAME	Seniors	Juniors	Sophomores	R-Freshmen	True Freshmen	Total
William & Mary	8	8	7	1 (Heyward-Bey)	0	24
Middle Tenn.	6	9	9	0	0	24
at West Virginia	8	8	8	0	0	24
Florida Internat'l.	7	8	8	1 (Heyward-Bey)	0	24
at Georgia Tech	9	8	5	2 (Heyward-Bey, Heggs)	0	24
at Virginia	9	8	6	1 (Heyward-Bey)	0	24
NC State	8	8	7	1 (Heyward-Bey)	0	24
Florida State	7	10	6	1 (Heyward-Bey)	0	24
at Clemson	7	9	8	0	0	24
Miami	7	8	7	1 (Heyward-Bey)	1 (Jackson)	24
at Boston Coll.	7	8	7	1 (Heyward-Bey)	1 (Jackson)	24
Wake Forest	8	7	7	1 (Heyward-Bey)	1 (Jackson)	24


STEPHON HEYER

TERRAPIN PLAYING-EXPERIENCE SUPERLATIVES

	Offense	Defense
Most overall starts, career —	36, Stephon Heyer (OT) 27, Andrew Crummey (OG)	33, David Holloway (LB) 29, Conrad Bolston (DL)
Most overall starts, 2006 —	12, Stephon Heyer (OT), Sam Hollenbach (QB), Edwin Williams (OC),	12, Wesley Jefferson (LB), Isaiah Gardner (CB), Christian Varnar (FS)
Most consecutive starts, career —	15, Sam Hollenbach (QB) 12, Stephon Heyer (OT), Edwin Williams (OC)	21, Christian Varnar (FS) 13, Wesley Jefferson (LB)
Most consecutive starts, 2006 —	12, Stephon Heyer (OT), Sam Hollenbach (QB), Edwin Williams (OC),	12, Wesley Jefferson (LB), Isaiah Gardner (CB), Christian Varnar (FS)



PARTICIPATION CHART

27 SPORTS • 1 TEAM

TERRAPINS

SENIORS (13)	WM	MT	VV	FIU	GT	VA	NCS	FS	CU	MIA	BC	WF
4 Wilson CB	S	S	S	x	S	S	S	S	S	S	S	S
7 Humber TB	x	x	x	x	x	x	x	inj	inj	inj	inj	inj
11 Weatherly WR	inj	inj	inj	inj	S	S	inj	inj	inj	inj	inj	x
12 Wimbush SS	S	x	S	S	S	S	S	S	S	S	S	S
14 Hollenbach QB	S	S	S	S	S	S	S	S	S	S	S	S
22 Ennis PK	S	S	S	S	S	S	S	S	S	S	S	S
33 Js.Allen TB	x	x	x	x	x	x	x	x	x	x	x	x
36 Podlesh P	S	S	S	S	S	S	S	S	S	S	S	S
41 Callahan TB	cd	cd	dnt	cd	cd	dnt	cd	cd	cd	cd	x	x
54 Holloway LB	S	x	S	S	S	S	S	S	S	S	S	S
70 Heyer OT	S	S	S	S	S	S	S	S	S	S	S	S
88 Powell WR	x	x	x	x	x	x	x	x	x	x	x	x
95 Bolston DT	S	S	S	S	S	S	S	x	x	x	x	S
Class Participation	11-8	11-6	11-8	11-7	12-9	12-9	11-8	10-7	10-7	10-7	11-7	12-8

JUNIORS (21)	WM	MT	VV	FIU	GT	VA	NCS	FS	CU	MIA	BC	WF
3 Varner FS	S	S	S	S	S	S	S	S	S	S	S	S
5 Gardner CB	S	S	S	S	S	S	S	S	S	S	S	S
15 Goode TE	x	x	x	x	x	x	x	x	x	x	x	x
21 Lattimore TB	S	x	x	x	x	x	x	x	x	x	x	S
25 Nelson DB	cd	x	x	cd	x	cd	cd	cd	cd	cd	cd	cd
30 Justice SS	x	S	x	x	x	x	x	x	x	x	x	x
32 Cesa FB	x	S	S	x	S	S	S	S	inj	inj	inj	inj
35 Jefferson LB	S	S	S	S	S	S	S	S	S	S	S	S
44 Ball TB	x	S	S	S	S	S	S	S	S	S	S	x
50 Lemons DE	inj	inj	inj	inj	inj	inj	inj	inj	inj	inj	inj	inj
53 McDermond LS	x	x	x	x	x	x	x	x	x	x	x	x
58 Nixon OT	rs	rs	rs	rs	rs	rs	rs	rs	rs	rs	rs	rs
63 Crummey OG	S	inj	S	S	S	S	S	S	S	S	S	S
66 Clig OG	x	S	x	x	x	x	x	x	inj	x	x	x
67 Griffin OT	cd	cd	cd	cd	cd	cd	cd	cd	cd	cd	cd	cd
68 Feliciano DT	x	S	S	S	S	x	x	S	S	S	S	S
69 Woods OG	S	S	S	S	S	S	S	S	S	S	S	inj
77 Burley OT	x	cd	cd	cd	cd	dnt	cd	cd	cd	cd	cd	cd
80 Haynos TE	S	x	x	S	x	x	x	S	S	x	S	x
92 Moore DT	S	x	x	x	S	S	S	S	S	S	S	S
98 Savage DE	x	x	x	x	inj	inj	inj	inj	inj	inj	cd	cd
Class Participation	18-8	16-9	17-8	16-8	15-8	15-8	15-8	15-10	13-9	14-8	13-8	14-7

SOPHOMORES (30)	WM	MT	VV	FIU	GT	VA	NCS	FS	CU	MIA	BC	WF
1 Henderson LB	S	S	S	x	S	S	S	S	S	S	S	S
2 Barnes CB	x	x	x	S	x	x	x	x	x	x	x	x
4 Sheahin QB	cd	cd	cd	cd	cd	dnt	cd	cd	dnt	cd	cd	cd
9 Taylor CB	x	x	x	x	x	x	x	x	x	x	x	x
12 Portis QB	rs	rs	rs	rs	rs	rs	rs	rs	rs	rs	rs	rs
13 D.Gronkowski TE	x	S	S	x	S	S	S	x	S	S	S	S
17 Oquendo WR	S	S	S	S	x	x	x	x	S	x	x	x
19 Steffy QB	x	cd	cd	cd	cd	cd	cd	cd	cd	cd	cd	cd
24 Ifon WR	x	x	x	x	x	x	x	x	x	x	x	x
29 Jf.Allen DB	x	x	x	x	x	x	x	x	x	x	x	x
31 Schmitt LS	x	x	x	x	x	x	x	x	x	x	x	x
34 Phillistin LB	x	S	x	x	S	x	x	x	x	x	x	x
39 Egekeze PK	x	x	x	cd	cd	cd	x	x	x	x	x	x
40 Navarre DE	S	S	S	S	x	S	S	S	S	S	S	S
42 Bullock LB	x	x	x	cd	cd	x	cd	cd	cd	cd	cd	x
42 Dickerson LB	inj	inj	inj	inj	inj	inj	inj	inj	inj	inj	inj	inj
43 R.Costa LB	x	x	x	x	x	x	x	x	x	x	x	x
48 Fokou LB	x	x	x	S	x	x	x	x	x	x	x	x
49 Roberts PK	cd	cd	dnt	x	x	x	cd	x	x	cd	cd	cd
55 Covington DE	S	S	S	S	x	S	S	S	S	S	S	S
60 E.Williams OC	S	S	S	S	S	S	S	S	S	S	S	S


SOPHOMORES (Cont)	WM	MT	VV	FIU	GT	VA	NCS	FS	CU	MIA	BC	WF
61 Oliver OG	cd	cd	cd	cd	cd	cd	cd	cd	cd	cd	cd	cd
75 Randolph OT	S	inj	S	x	cd	x	x	x	x	x	S	x
76 Thomas OT	x	x	x	x	x	x	x	x	x	x	S	x
78 Gaither OT	cd	S	x	S	S	S	S	S	S	S	x	S
84 I.Williams WR	S	S	S	S	x	x	S	S	S	S	S	S
87 Gresham WR	cd	cd	dnt	cd	cd	dnt	cd	cd	dnt	cd	dnt	cd
89 Goldberg WR	cd	cd	cd	cd	cd	cd	cd	cd	cd	cd	cd	cd
91 Frost DE	x	x	x	x	x	x	x	x	x	x	x	x
97 Muhtadi DL	cd	cd	dnt	cd	cd	dnt	cd	cd	dnt	cd	dnt	cd
Class Participation	21-7	20-9	21-8	20-8	19-5	21-6	20-7	21-6	21-8	20-7	20-7	21-7

R-FRESHMEN (19)	WM	MT	VV	FIU	GT	VA	NCS	FS	CU	MIA	BC	WF
6 Wiseman CB	cd	cd	cd	cd	inj	inj	inj	inj	inj	inj	inj	inj
8 Heyward-Bey WR	S	x	x	S	S	S	S	S	x	S	S	S
10 Skinner DB	x	x	x	x	cd	cd	cd	cd	cd	x	x	x
10 Turner QB	cd	cd	cd	cd	cd	cd	cd	cd	cd	cd	dnt	cd
17 Kareem CB	cd	cd	dnt	cd	cd	dnt	cd	cd	dnt	cd	dnt	cd
22 Gaston PK	cd	cd	dnt	cd	cd	dnt	cd	cd	dnt	cd	dnt	cd
25 McCollough CB	inj	inj	inj	inj	inj	inj	inj	inj	inj	inj	inj	inj
26 C.Gronkowski FB	cd	x	x	x	x	x	x	x	x	x	x	x
27 Baum DB	cd	cd	dnt	cd	cd	dnt	cd	cd	dnt	cd	dnt	cd
45 T.Galt TE	cd	cd	cd	cd	cd	cd	cd	cd	cd	cd	cd	x
45 Schultz LB	cd	cd	dnt	cd	cd	dnt	cd	cd	dnt	cd	dnt	cd
47 Clement LB	cd	cd	dnt	cd	cd	dnt	cd	cd	dnt	cd	dnt	cd
51 Pfister LB	inj	inj	inj	inj	inj	inj	cd	cd	cd	cd	dnt	cd
56 D.Galt DE	inj	inj	inj	inj	inj	inj	inj	inj	inj	inj	inj	inj
57 Harrell DE	cd	cd	cd	cd	cd	cd	cd	cd	cd	cd	cd	cd
72 P.Costa OC	x	cd	x	cd	cd	cd	cd	cd	cd	cd	cd	cd
82 Carroll WR	x	x	x	x	x	x	x	x	x	x	x	x
90 Ivey DT	x	cd	cd	cd	cd	cd	cd	cd	cd	cd	cd	cd
93 Heggs DE	x	x	x	x	S	dnt	cd	cd	cd	x	x	cd
Class Participation	6-1	5-0	6-0	5-1	4-2	3-1	3-1	3-1	3-0	5-1	5-1	5-1

T-FRESHMEN (18)	WM	MT	VV	FIU	GT	VA	NCS	FS	CU	MIA	BC	WF
16 Ricker QB	cd	cd	dnt	cd	cd	dnt	cd	cd	dnt	cd	cd	cd
18 L.Williams CB	cd	cd	dnt	cd	cd	dnt	cd	cd	dnt	cd	dnt	cd
20 Green TB	cd	cd	dnt	cd	cd	dnt	cd	cd	dnt	cd	dnt	cd
23 Scott TB	cd	cd	cd	cd	cd	cd	cd	cd	dnt	cd	dnt	cd
24 Washington CB	cd	cd	dnt	cd	cd	dnt	cd	cd	dnt	cd	dnt	cd
27 Thornton CB	cd	cd	dnt	cd	cd	dnt	cd	cd	cd	cd	dnt	cd
37 Jackson-Mills CB	cd	cd	dnt	cd	cd	dnt	cd	cd	dnt	cd	dnt	cd
38 Jackson FB	x	x	cd	x	x	x	x	x	x	S	S	S
40 Akatu TB	cd	cd	dnt	cd	cd	dnt	cd	cd	dnt	cd	dnt	cd
51 Whitmore LB	cd	cd	dnt	cd	cd	dnt	cd	cd	dnt	cd	dnt	cd
52 Clinton LB	cd	cd	dnt	cd	cd	dnt	cd	cd	dnt	cd	dnt	cd
58 Moten LB	cd	cd	cd	cd	cd	dnt	cd	cd	dnt	cd	dnt	cd
59 Wujciak LB	cd	cd	cd	cd	cd	cd	cd	cd	cd	cd	cd	cd
64 Eastburn OC	cd	cd	dnt	cd	cd	dnt	cd	cd	dnt	cd	dnt	cd
81 Smalls WR	cd	cd	dnt	cd	cd	dnt	cd	cd	dnt	cd	dnt	cd
83 Lee-Odai WR	cd	cd	dnt	cd	cd	dnt	cd	cd	dnt	cd	dnt	cd
86 Gloster TE	cd	cd	dnt	cd	cd	dnt	cd	cd	dnt	cd	cd	cd
89 Cannon WR	cd	cd	dnt	cd	cd	dnt	cd	cd	dnt	cd	cd	cd
Class Participation	1-0	1-0	0-0	1-0	1-0	1-0	1-0	1-0	1-0	1-1	1-1	1-1

ACTIVE PLAYERS	57	53	55	53	51	52	50	50	48	50	50	53
-----------------------	-----------	-----------	-----------	-----------	-----------	-----------	-----------	-----------	-----------	-----------	-----------	-----------

x - indicates played in game
 S - indicates started game
 cd - indicates did not play/coach's decision
 inj - indicates did not play or travel due to injury
 dnt - indicates did not travel for reason other than injury
 rs - indicates will sit out season as a redshirt



GAME 1

**CHEVY CHASE
BANK FIELD AT
BYRD STADIUM
COLLEGE PARK, MD.
SEPT. 2, 2006**

MARYLAND 27
WILLIAM & MARY 14

COLLEGE PARK, Md. (AP) - Lance Ball ran for 86 yards and two touchdowns, Keon Lattimore had a career-high 86 yards rushing and a score, as Maryland beat William & Mary.

The Terrapins had little difficulty against the Division I-AA Tribe, scoring touchdowns on two of their first three possessions in building a 24-7 halftime lead. Fifth-year senior Sam Hollenbach went 9-for-15 for 153 yards.

Ball, who led the Terrapins with 903 yards rushing last season, had 15 carries. Lattimore, a junior, ran 13 times.

William & Mary, of the Atlantic 10 Conference, got offensive production from quarterback Jake Phillips, who completed 16 of 31 passes for 127 yards, including a 9-yard touchdown to Elliott Mack in the second quarter. Backup Michael Potts went 9-for-10 and threw a 49-yard TD pass to D.J. McAulay with 4:35 left.

The Terrapins led comfortably at halftime despite committing three turnovers and allowing the Tribe to control the ball for nearly 17 minutes.

Maryland's first possession ended with wide receiver Danny Oquendo losing a fumble, but the Terrapins went up 7-0 the next time they got the ball. After Josh Wilson blocked a punt, Hollenbach completed a 42-yard pass to Joey Haynos to set up a 2-yard touchdown run by Ball.

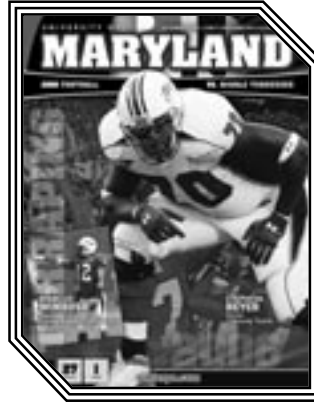
Oquendo atoned for his turnover on the Terrapins' next drive, making a diving catch for a 38-yard gain with Maryland facing a third-and-11 at its 49. That led to a 1-yard touchdown run by Lattimore and a 14-0 lead.

Minutes later, got a 39-yard field goal by Dan Ennis with 12:19 left in the second quarter.

The Terrapins then forced a punt, but the kick deflected off Maryland's Isaiah Gardner and was recovered by the Tribe at their 44. Nine plays later, Phillips connected with Mack to make it 17-7.

Hollenbach directed a four-play, 75-yard drive that restored the 17-point cushion just before halftime. Hollenbach's 47-yard completion to Isaiah Williams preceded a 3-yard touchdown run by Ball with 53 seconds left in the half.

Hollenbach opened the second half by moving the Terrapins 53 yards in a drive that produced a 25-yard field goal by Ennis.



GAME 2

**CHEVY CHASE
BANK FIELD AT
BYRD STADIUM
COLLEGE PARK, MD.
SEPT. 9, 2006**

MARYLAND 24
MIDDLE TENNESSEE 10

COLLEGE PARK, Md. (AP) - Lance Ball rushed for two touchdowns and Maryland defeated Middle Tennessee before 47,704 at Chevy Chase Bank Field at Byrd Stadium.

Sam Hollenbach completed 11 of 16 passes for 139 yards and ran for a touchdown for the Terrapins (2-0).

Eugene Gross ran for a TD and Clint Marks was 22-for-41 for 216 yards for Middle Tennessee (1-1), which trailed 17-3 at halftime.

Maryland took a 7-0 lead on a 12-yard run by Ball, four plays after Josh Wilson returned the opening kickoff 61 yards.


Middle Tennessee responded with a 13-play, 66-yard drive that produced a 42-yard Colby Smith field goal.

Dan Ennis kicked a 37-yard field goal with 4:06 left in the first quarter and Hollenbach sneaked in from 1 yard out midway through the second period.

Maryland scored on its first possession of the second half. Ball ran 2 yards off left tackle for a 24-3 lead.

The Blue Raiders ate up 8:28 during a 17-play, 80-yard march capped by a 2-yard sweep right by Gross with 1:01 remaining in the third quarter.

Maryland was outgained 321-274 by its Sun Belt Conference opponent, running 50 plays to 74 for the Blue Raiders.



**TIM CESA &
LANCE BALL**

BOX SCORE

	1ST	2ND	3RD	4TH	-	FINAL
WILLIAM & MARY (0-1)	0	7	0	7	-	14
MARYLAND (1-0)	14	10	3	0	-	27

First Quarter

MD - Lance Ball 2 run (Dan Ennis kick), 8:04
MD - Keon Lattimore 1 run (Ennis kick), 3:56

Second Quarter

MD - FG Dan Ennis 39, 12:19
WM - Elliott Mack 9 pass fr Jake Phillips (Blair Pritchard kick), 7:16
MD - Lance Ball 3 run (Ennis kick), 0:53

Third Quarter

MD - FG Dan Ennis 25, 11:13

Fourth Quarter

WM - D.J. McAulay 49 pass fr Mike Potts (Pritchard kick), 4:35

	MD	WM
First Downs	18	16
Rushes-Yards	40-213	29-84
Comp-Att-Int	9-20-1	25-41-0
Passing Yards	153	226
Return Yards	72	105
Punts-Average	4-46.2	10-30.3
Fumbles-Lost	3-3	0-0
Penalties-Yards	1-10	2-15
Sacks By-Yards Lost	2-13	0-0
Time of Possession	28:33	31:27

INDIVIDUAL STATISTICS

RUSHING - Maryland: Keon Lattimore 13-89, Lance Ball 15-86, Josh Allen 6-25, Sam Hollenbach 1-11, J.P. Humber 1-2, Darius Heyward-Bey 1-1, Jordan Steffy 2-0, Team 1-(minus 1); William & Mary: Elijah Brooks 17-62, Jake Phillips 9-12, DeBrian Holmes 3-10.

PASSING - Maryland: Sam Hollenbach 9-15-0-153, Jordan Steffy 0-5-1-0; William & Mary: Jake Phillips 16-31-0-127, Mike Potts 9-10-0-99.

RECEIVING - Maryland: Danny Oquendo 3-55, Isaiah Williams 2-47, Josh Allen 2-0, Joey Haynos 1-42, Dan Gronkowski 1-9; William & Mary: D.J. McAulay 5-82, Elliott Mack 5-26, Joe Nicholas 4-46, Elijah Brooks 4-29, DeBrian Holmes 3-6, R.J. Archer 2-15, Matt Trinkle 1-12, Drew Atchison 1-10.

MISSED FIELD GOALS - None.

TACKLES - Maryland: Wesley Jefferson 6-5-11, Dave Philistin 4-3-7, J.J. Justice 4-1-5, Henderson 4-1-5, Covington 0-5-5; William & Mary: Kevin Allen 5-3-8, Josh Rutter 1-6-7, Alan Wheeling 4-2-6, Adrian Tracy 3-2-5, T.J. O'Neill 2-3-5. **ATT** - 49,763. **WEATHER** - 69 degrees, partly cloudy, clearing.

BOX SCORE

	1ST	2ND	3RD	4TH	-	FINAL
MIDDLE TENN. (0-1)	3	0	7	0	-	10
MARYLAND (2-0)	10	7	7	0	-	24

First Quarter

MD - Lance Ball 12 run (Dan Ennis kick), 12:43
MT - FG Colby Smith 42, 6:42
MD - FG Dan Ennis 37, 4:06

Second Quarter

MD - Sam Hollenbach 1 run (Ennis kick), 7:04

Third Quarter

MD - Lance Ball 2 run (Ennis kick), 9:29
MT - Eugene Gross 2 run (Smith kick), 1:01

	MD	MT
First Downs	16	21
Rushes-Yards	34-135	33-105
Comp-Att-Int	11-16-0	22-41-1
Passing Yards	139	216
Return Yards	118	47
Punts-Average	2-42.0	2-39.0
Fumbles-Lost	1-1	3-2
Penalties-Yards	3-25	5-33
Sacks By-Yards Lost	3-11	2-8
Time of Possession	25:56	34:04

INDIVIDUAL STATISTICS

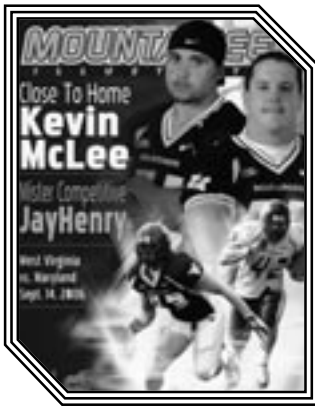
RUSHING - Maryland: Keon Lattimore 13-86, Lance Ball 14-58, Josh Allen 2-1, Team 1-minus 1, Sam Hollenbach 4-minus 9; Middle Tennessee: Eugene Gross 13-74, DeMarco McNair 13-46, Clint Marks 6-minus 3, Colby Smith 1-minus 12.

PASSING - Maryland: Sam Hollenbach 11-16-0-139; Middle Tennessee: Clint Marks 22-41-1-216.

RECEIVING - Maryland: Joey Haynos 3-45, Isaiah Williams 2-31, Keon Lattimore 2-20, Danny Oquendo 2-15, Darius Heyward-Bey 1-19, Tim Cesa 1-9; Middle Tennessee: Bobby Williams 7-71, Jonathan Grigsby 7-59, DeMarco McNair 3-32, Clinton Corder 3-24, Eugene Gross 1-23, Stephen Chicola 1-7.


MISSED FIELD GOALS - Maryland: Dan Ennis 31, 43.

TACKLES - Maryland: Isaiah Gardner 4-4-8, Erin Henderson 5-2-7, Josh Wilson 4-3-7, Wesley Jefferson 3-4-7, Christian Varner 5-1-6, Dre Moore 3-3-6; Middle Tennessee: J.K. Sabb 4-4-8, Justin Rainey 4-2-6, Reggie Doucet 4-2-6. **ATT** - 47,704. **WEATHER** - 77 degrees, partly cloudy.



GAME 3

**MILAN PUSKAR STADIUM
MORGANTOWN, W.VA.
SEPT. 14, 2006**



GAME 4

**CHEVY CHASE BANK FIELD AT
BYRD STADIUM
COLLEGE PARK, MD.
SEPT. 23, 2006**

#5/5 WEST VIRGINIA

MARYLAND

45

24

MARYLAND

FLORIDA INTERNATIONAL

14

10

MORGANTOWN, W.Va. (AP) — Steve Slaton rushed for 195 yards to lead the fifth-ranked Mountaineers to a victory over the Terrapins on Thursday night.

Pat White threw for a TD and ran for another while Darius Reynaud scored twice, including a 96-yard kickoff return, for the Mountaineers (3-0), who extended their winning streak to 10 games, second in the nation to TCU's 12 in a row.

West Virginia took a 38-10 halftime lead in beating Maryland (2-1) for the third straight year, the first time that has happened since 1996-98. The teams have met every year since 1980.

West Virginia's young defense, pressed to force more turnovers, also delivered, finishing with five takeaways. Maryland's Sam Hollenbach was intercepted twice and the Terrapins fumbled the ball three times, twice by Josh Wilson on kickoffs.

Slaton had 149 yards in the first quarter against Maryland when West Virginia scored on all four possessions.

Slaton had early TD runs of 38 and 37 yards. A fumble recovery on a kickoff set up Reynaud's 5-yard scoring catch from White, who also had a 1-yard TD run in the third quarter.

Jay Henry's interception set up West Virginia's fourth touchdown.

Slaton ran 52 yards to the Maryland 2. He fumbled on the next play, but tight end Brad Palmer pounced on the rolling ball just before it went out of the end zone for his first career touchdown and a 28-0 lead.

Maryland drove 80 yards to start the second quarter with Hollenbach throwing a 6-yard TD pass to tight end Joey Haynos. It was the first TD allowed by the Mountaineers in eight quarters.

After the teams traded field goals, Reynaud picked up his own fumble at the 4-yard line in the final minute of the half, took off up the middle and scored West Virginia's first kickoff return for a touchdown in 31 games.

Lance Ball's 11-yard TD run early in the third quarter pulled Maryland within 38-17.

COLLEGE PARK, Md. (AP) - Sam Hollenbach threw a pair of first-half touchdown passes and Christian Varner intercepted Josh Padrick's pass at the 3-yard line as time expired, preserving Maryland's victory over Florida International.

Padrick, who completed 15 of 32 passes for 221 yards, completed a desperation heave to Chandler Williams at the 9 with 1 second left. Varner's interception, however, sent the Golden Panthers (0-4) to their fourth loss by a combined total of 11 points this season.

Hollenbach completed 17 of 30 passes for 158 yards, and Lance Ball added 82 yards rushing for the Terrapins (3-1).

Maryland took advantage of early miscues by Florida International to take the lead.

After a 13-yard punt by Chris Cook gave the Terrapins the ball at the Florida International 43, their drive appeared to stall when Alexander Bostic sacked Hollenbach on a third-and-11. But the Panthers were called for a face-mask penalty, and two plays later Hollenbach hit Josh Allen on a screen pass for a 14-yard touchdown.

The Terrapins had a chance to extend the lead early in the second quarter, but Lionell Singleton intercepted Hollenbach's pass in the end zone.

Two plays later, Panthers tight end Samuel Smith caught a short pass from Padrick, broke a tackle at the 35 and ran 87 yards for the tying score. It was the longest pass play in Florida International history.

Following a missed 47-yard field-goal attempt by Maryland's Dan Ennis, the Terrapins took a 14-7 lead near the end of the half when Danny Oquendo's 37-yard punt return gave them the ball at the Panthers 28. Hollenbach then found Williams in the front corner of the end zone with 10 seconds left.

In the second half, A'Mod Ned's 52-yard run down the right sideline set up Chris Patullo's 26-yard field goal, cutting Maryland's lead to 14-10 with 10:42 to play. The Panthers had rushed for a total of 31 yards prior to Ned's run.

Ball finished with 82 yards rushing for the Terrapins, who held the ball for 12 minutes more than Florida International in the game.

BOX SCORE

	1ST	2ND	3RD	4TH	-	FINAL
MARYLAND (2-1)	0	10	7	7	-	24
WEST VIRGINIA (3-0)	28	10	7	0	-	45

First Quarter

- WV - Steve Slaton 38 run (Pat McAfee kick), 11:43
- WV - Darius Reynaud 5 pass fr Patrick White (McAfee kick), 10:11
- WV - Steve Slaton 37 run (McAfee kick), 2:53
- WV - Brad Palmer recovered fumble in end zone (McAfee kick), 1:05

Second Quarter

- MD - Joey Haynos 6 pass fr Sam Hollenbach (Dan Ennis kick), 9:26
- WV - FG Pat McAfee 29, 5:49
- MD - FG Dan Ennis 28, 0:49
- WV - Darius Reynaud 96 kickoff return (McAfee kick), 0:32

Third Quarter

- MD - Lance Ball 11 run (Ennis kick), 11:26
- WV - Patrick White 1 run (McAfee kick), 4:03

Fourth Quarter

- MD - Isaiah Williams 35 pass fr Hollenbach (Ennis kick), 7:33

INDIVIDUAL STATISTICS

RUSHING - Maryland: Lance Ball 12-50, Keon Lattimore 15-42, Danny Oquendo 1-21, Sam Hollenbach 2-7, Josh Allen 2-6, Darius Heyward-Bey 1-minus 4; West Virginia: Steve Slaton 21-195, Patrick White 12-85, Owen Schmitt 8-55, Darius Reynaud 1-6, Team 1-minus 1.

PASSING - Maryland: Sam Hollenbach 24-45-2-211; West Virginia: Patrick White 6-9-0-43.

RECEIVING - Maryland: Joey Haynos 8-51, Darius Heyward-Bey 5-49, Isaiah Williams 4-53, Danny Oquendo 3-40, Lance Ball 2-12, Keon Lattimore 2-6; West Virginia: Darius Reynaud 4-28, Brandon Myles 1-12, Owen Schmitt 1-3.

MISSED FIELD GOALS - None.

TACKLES - Maryland: David Holloway 5-4-9, Trey Covington 4-3-7, Erin Henderson 2-4-6, Wesley Jefferson 0-6-6, Christian Varner 2-3-5; West Virginia: Kevin McLee 6-2-8, Antonio Lewis 4-4-8, Quinton Andrews 2-5-7, Bobby Hathaway 0-7-7.

ATT - 60,513. **WEATHER** - 68 degrees, partly cloudy.

BOX SCORE

	1ST	2ND	3RD	4TH	-	FINAL
FLORIDA INT'L. (0-4)	0	7	0	3	-	10
MARYLAND (3-1)	7	7	0	0	-	14

First Quarter

- MD - Josh Allen 14 pass fr Sam Hollenbach (Dan Ennis kick), 4:23

Second Quarter

- FIU - Samuel Smith 89 pass fr Josh Padrick (Dustin Rivest kick), 8:07
- MD - Isaiah Williams 5 pass fr Sam Hollenbach (Ennis kick), 0:10

Fourth Quarter

- FIU - FG Dustin Rivest 26, 10:42

MD

First Downs	20	12
Rushes-Yards	40-117	19-89
Comp-Att-Int	17-30-1	15-34-1
Passing Yards	158	221
Return Yards	170	64
Punts-Average	7-42.6	8-41.9
Fumbles-Lost	1-0	0-0
Penalties-Yards	6-74	6-50
Sacks By-Yards Lost	0-0	3-20
Time of Possession	36:07	23:53

INDIVIDUAL STATISTICS

RUSHING - Maryland: Lance Ball 19-82, Keon Lattimore 8-38, Josh Allen 9-17, Sam Hollenbach 4-minus 20; FIU: A'mod Ned 15-88, John Ellis 1-4, Josh Padrick 3-minus 3.


PASSING - Maryland: Sam Hollenbach 17-30-1-158; FIU: Josh Padrick 15-32-1-221, Team 0-2-0-0.

RECEIVING - Maryland: Darius Heyward-Bey 4-35, Isaiah Williams 4-27, Josh Allen 3-43, Danny Oquendo 3-36, Joey Haynos 1-10, Keon Lattimore 1-6, Lance Ball 1-1; FIU: Chand Williams 5-76, A'mod Ned 3-12, Ashlyn Parker 3-10, Samuel Smith 2-104, Jeremy Dickens 2-19.

MISSED FIELD GOALS - Maryland: Dan Ennis 47.

TACKLES - Maryland: Wesley Jefferson 4-3-7, Moses Fokou 1-4-5, David Holloway 3-1-4, Jeremy Navarre 2-2-4; FIU: Chris Smith 9-4-13, Keyonvis Bouie 5-6-11, Wendy Napolone 3-6-9, Lion Singleton 3-5-8.

ATT - 45,317. **WEATHER** - 81 degrees, partly cloudy.



GAME 5

**GRANT FIELD AT
BOBBY DODD
STADIUM
ATLANTA, GA.
OCT. 7, 2006**

#18/20 GEORGIA TECH

27

MARYLAND

23

ATLANTA (AP) -Tashard Choice rushed for a career-high 138 yards and two touchdowns and No. 18 Georgia Tech rallied from a nine-point deficit and survived a last-minute scare to beat Maryland.

Michael Johnson got to Maryland quarterback Sam Hollenbach on third and fourth down in the final minute after the Terrapins had a first-and-goal at the 7.

Choice posted his second straight 100-yard game. Reggie Ball added 84 yards rushing with a touchdown and completed another touchdown pass to Calvin Johnson as Georgia Tech (5-1, 3-0) won its fifth straight game.

Johnson had 10 catches for 133 yards and a touchdown. He caught four passes for 53 yards in the first possession of the game, including a 10-yard touchdown.

Maryland's first points came on a 100-yard kickoff return for a touchdown by Josh Wilson.

On Maryland's final possession, Sam Hollenbach completed a pass to Darius Heyward-Bey that went for 57 yards to the Tech 7.

Two carries by Lance Ball gained only 2 yards, leaving Maryland with a third down at the 5. Michael Johnson harassed Hollenbach, who was penalized for intentional grounding. On fourth-and-19, Michael Johnson again broke through for another sack to end the Terrapins' upset bid.

Maryland (3-2, 0-1) led 23-14 after three quarters before committing two turnovers in the final period.

After Tech pulled within 23-21, Lance Ball, who rushed for 116 yards, lost a fumble at the Maryland 17 with 11:05 left. The ball was recovered by KaMichael Hall to set up the go-ahead 15-yard touchdown run by Choice.


The Terrapins then drove into Tech territory before Hollenbach's fourth-and-2 pass from the 41 was intercepted by Kenny Scott.

Hollenbach's 3-yard pass to tight end Joey Haynos, open in the middle of the end zone, gave the Terrapins a 17-7 lead early in the second quarter.

Choice led Georgia Tech back, handling the ball on seven plays in an eight-play touchdown drive that ended with his 1-yard leap over the top for the score.

Trailing 17-14, Tech drove to the Maryland 23 late in the half. On fourth-and-1, Bell faked a 40-yard field goal attempt, but his pass attempt for Durant Brooks, the holder, was incomplete.

Dan Ennis kicked a 46-yard field goal, the longest of his career, with 59 seconds left in the half to give Maryland a 20-14 lead. A 32-yard field goal by Ennis in the third quarter pushed the lead to 23-14.



GAME 6

**SCOTT STADIUM
CHARLOTTEVILLE, VA.
OCT. 14, 2006**

MARYLAND

28

VIRGINIA

26

CHARLOTTEVILLE, Va. (AP) - Keon Lattimore ran 56 yards for the go-ahead touchdown and Erin Henderson returned an interception 45 yards for another score as Maryland rallied for a victory over Virginia.

The Terrapins (4-2, 1-1 Atlantic Coast Conference) trailed 20-0 before staging their comeback.

It started when Emmanuel Byers muffed a punt early in the second half and Maryland recovered at the Virginia 1. Lance Ball scored on the next play, and Maryland scored three more TDs before Virginia contributed some drama at the end.

The Cavaliers (2-5, 1-2) had a chance to tie with 2:37 left when Jameel Sewell hit Kevin Ogletree with a 44-yard touchdown pass, but Terps defensive back Josh Wilson helped break up a 2-point pass to Ogletree.

The victory was the first for the visiting team in five meetings between the Terps with Ralph Friedgen as coach and Virginia under Al Groh. Last season, Maryland scored 21 points in the fourth quarter in a 45-33 win.

After a 255-yard first half, Virginia managed just three first downs in the third quarter. The Cavaliers still led 21-7, but were clearly on their heels.

Sam Hollenbach ran 3 yards for a touchdown on the second play of the final quarter, and the Terps held Virginia without a first down. Five plays after the Terps took over at their 16, Lattimore burst through the line and down the right sideline almost untouched.

Two plays after the kickoff, Henderson stepped in front of Sewell's pass for Tom Santi at the Terps 45 and the linebacker outran everyone down the other side.

In 6:11, Maryland had scored 21 points and taken a 28-20 lead.

Fans who weren't streaming to the exits saw Sewell drive the Cavaliers to the Maryland 21 before his 6-yard run and three incompletions gave the ball back.

After a Maryland punt, Sewell found Ogletree down the middle of the field on the first play. But Wilson also had Ogletree on the 2-point pass, and was there to help break up the attempt.

Hollenbach was 17-for-28 for 171 yards, and Sewell was 13-for-21 for 243. He also ran 10 times for 92 yards, including a 36-yard touchdown on Virginia's first series.

BOX SCORE

	1ST	2ND	3RD	4TH	-	FINAL
MARYLAND (3-2, 0-1)	10	10	3	0	-	23
GEORGIA TECH (5-1, 3-0)	7	7	0	13	-	27

First Quarter

GT - Calvin Johnson 10 pass fr Reggie Ball (Travis Bell kick), 10:58
MD - Josh Wilson 100 kickoff return (Dan Ennis kick), 10:38
MD - FG Dan Ennis 18, 1:46

Second Quarter

MD - Joey Haynos 3 pass fr Sam Hollenbach (Ennis kick), 13:33
GT - Tashard Choice 1 run (T. Bell kick), 9:12
MD - FG Dan Ennis 46, 0:59

Third Quarter

MD - FG Dan Ennis 32, 3:09

Fourth Quarter

GT - Reggie Ball 8 run (T. Bell kick), 11:33
GT - Tashard Choice 15 run (pass failed), 10:10

INDIVIDUAL STATISTICS

RUSHING - Maryland: Lance Ball 23-116, Keon Lattimore 5-2, Sam Hollenbach 7-minus 31; Georgia Tech: Tashard Choice 26-138, Reggie Ball 15-84, Rashaun Grant 1-9, Team 1-minus 2.
PASSING - Maryland: Sam Hollenbach 16-24-1-190; Georgia Tech: Reggie Ball 13-25-0-161, Travis Bell 0-1-0-0.
RECEIVING - Maryland: Darius Heyward-Bey 5-111, Jason Goode 4-33, Danny Oquendo 2-21, Joey Haynos 2-13, Keon Lattimore 1-10, Lance Ball 1-4, Josh Allen 1-minus 2; Georgia Tech: Calvin Johnson 10-133, James Johnson 3-28.
MISSED FIELD GOALS - Georgia Tech: Travis Bell 41, 31.
TACKLES - Maryland: David Holloway 6-4-10, Wesley Jefferson 6-3-9, Erin Henderson 5-3-8, Josh Wilson 5-0-5, Isaiah Gardner 4-1-5, Marcus Wimmbush 4-1-5, Jeremy Navarre 1-4-5; Georgia Tech: KaMichael Hall 3-8-11, Kenny Scott 5-3-8, Michael Johnson 5-1-6, Jamal Lewis 4-2-6, Philip Wheeler 2-3-5.
ATT - 51,686. WEATHER - 71 degrees, sunny.

BOX SCORE

	1ST	2ND	3RD	4TH	-	FINAL
MARYLAND (4-2, 1-1)	0	0	7	21	-	28
VIRGINIA (2-5, 1-2)	10	10	0	6	-	26

First Quarter

VA - Jameel Sewell 36 run (Chris Gould kick), 8:08
VA - FG Chris Gould 26, 0:42

Second Quarter

VA - Kevin Ogletree 38 pass fr Jameel Sewell (Gould kick), 3:21
VA - FG Chris Gould, 0:00

Third Quarter


MD - Lance Ball 1 run (Dan Ennis kick), 8:43

Fourth Quarter

MD - Sam Hollenbach 3 run (Ennis kick), 14:11
MD - Keon Lattimore 56 run (Ennis kick), 9:11
MD - Erin Henderson 45 interception return (Ennis kick), 8:00
VA - Kevin Ogletree 44 pass fr Sewell (pass failed), 2:37

INDIVIDUAL STATISTICS

RUSHING - Maryland: Keon Lattimore 15-114, Lance Ball 12-76, Josh Allen 1-3, Team 2-minus 4, Sam Hollenbach 4-minus 15; Virginia: Jameel Sewell 10-92, Jason Snelling 21-81, Mikell Simpson 2-4, Deyon Williams 1-3, Kevin Ogletree 1-1.
PASSING - Maryland: Sam Hollenbach 17-28-1-171; Virginia: Jameel Sewell 13-21-1-243.
RECEIVING - Maryland: Darius Heyward-Bey 5-39, Danny Oquendo 3-41, Keon Lattimore 3-37, Joey Haynos 2-28, Jason Goode 1-13, Isaiah Williams 1-13, Drew Weatherly 1-1, Lance Ball 1-minus 1; Virginia: Kevin Ogletree 3-133, Jason Snelling 3-41, Deyon Williams 3-20, Tom Santi 2-25, Fontel Mines 2-4.
MISSED FIELD GOALS - Maryland: Dan Ennis 30; Virginia: Chris Gould 50.
TACKLES - Maryland: Wesley Jefferson 4-8-12, Erin Henderson 4-6-10, David Holloway 2-4-6, Marcus Wimmbush 3-1-4, Trey Covington 3-1-4, Christian Varner 3-1-4, Dre Moore 3-1-4; Virginia: Jon Copper 2-6-8, Byron Gaspy 3-4-7, Chris Long 5-1-6, Jeffrey Fitzgerald 3-3-6, Keenan Carter 0-6-6.
ATT - 59,367. WEATHER - 60 degrees, sunny.



GAME 7

**CHEVY CHASE
BANK FIELD AT
BYRD STADIUM
COLLEGE PARK, MD.
OCT. 21, 2006**

MARYLAND 26
NC STATE 20

COLLEGE PARK, Md. (AP) -Maryland converted two consecutive turnovers into 14 third-quarter points, and the Terrapins held on to defeat North Carolina State.

Maryland (5-2, 2-1 Atlantic Coast Conference) led 6-0 before a fumble recovery and an interception produced two quick touchdowns and a 20-point cushion.

NC State (3-4, 2-2) used a long drive and a 65-yard punt return by Darrell Blackman to close to 23-13 with 8:18 left, but the comeback bid was blunted when Daniel Evans threw his second interception of the game.

After Dan Ennis kicked his fourth field goal for Maryland, the Wolfpack used a 1-yard touchdown run by Toney Baker to get within six points with 58 seconds left. But the Terrapins recovered the onside kick to secure the victory.

Maryland's Sam Hollenbach went 7-for-9 for 115 yards and a touchdown, and Lance Ball ran for 77 yards and a score.

The Wolfpack have been hurt by turnovers all season, and the same problem hindered their bid to beat Maryland for a third straight time. On the first play from scrimmage in the second half, NC State's Andre Brown fumbled when hit by Marcus Wimbush, who recovered at the Wolfpack 31.

After Hollenbach threw a 21-yard completion to Darius Heyward-Bey, Josh Allen scored on a 5-yard pass to make it 10-0.

On the first play after the kickoff, Evans was intercepted by Erin Henderson at the NC State 24. Hollenbach promptly ran for 20 yards, setting up a 2-yard touchdown run by Ball with 10:07 left in the third quarter.


NC State got on the board with a 14-play, 80-yard drive that ended in a 2-yard touchdown run by Brown. But the conversion was blocked, and the Terrapins padded their lead on the ensuing possession, getting a 40-yard field goal for a 23-6 lead.

Maryland backup running back Keon Lattimore had three catches for 72 yards and added 33 yards rushing in a first half dominated by the Terrapins.

Held to one first down on its opening two possessions, Maryland moved 67 yards in 10 plays before Ennis kicked a 32-yard field goal for a 3-0 lead. The key play was the first one, a 32-yard swing pass from Hollenbach to Lattimore.

The Terrapins started their next drive in identical fashion. This time, Lattimore took a short pass 34 yards to the Wolfpack 24. Five plays later, Ennis kicked a 27-yard field goal.

NC State got only 25 yards passing in the first half and advanced into Maryland territory only once in five possessions.



GAME 8

**CHEVY CHASE
BANK FIELD AT
BYRD STADIUM
COLLEGE PARK, MD.
OCT. 28, 2006**

MARYLAND 27
FLORIDA STATE 24

COLLEGE PARK, Md. (AP) - Sam Hollenbach threw three touchdown passes, and Maryland held off Florida State to keep the Seminoles in the Atlantic Coast Conference cellar.

Maryland led 27-14 in the third quarter, but was not assured the victory until Jeremy Navarre blocked a 46-yard field goal try by Gary Cismesia with 42 seconds left. It was the second time in three seasons that the Terrapins (6-2, 3-1) beat the Seminoles (4-4, 2-4).

After the game, thousands of fans rushed the field to celebrate the win, which made the Terrapins eligible to receive a bowl bid.

Florida State sophomore quarterback Drew Weatherford was a late scratch with tendinitis in his right foot, ending a run of 20 successive starts. He was replaced by sophomore Xavier Lee.

The short-handed Seminoles closed to 27-24 with 8:49 left when Cismesia kicked a 24-yard field goal after Lee completed a 55-yard pass to Chris Davis. Florida State then forced a punt and took over at its own 15 with 5:30 to go.

The Seminoles got to the Maryland 16, but a sack by David Holloway and an incomplete pass preceded the ill-fated field goal try by Cismesia. A brisk wind with gusts of up to 40 mph affected with the kicking game.

On the opening drive of the third quarter, FSU Coach Bobby Bowden decided against punting into the wind on a fourth-and-1 at midfield.

Fullback Joe Surratt was stuffed by Navarre, and a personal foul against the Seminoles gave Maryland a first down on the FSU 33. On third down, Hollenbach threw a 30-yard touchdown pass to Darius Heyward-Bey.

It turned out to be the Terrapins' final score. Lee then directed an 80-yard drive into the wind, capping the march with a 17-yard touchdown pass to Davis.

Hollenbach finished 9-for-16 for 113 yards. He threw two touchdown passes in the first half to stake the Terrapins to a 20-14 lead.

Maryland took advantage of a turnover to go up 7-0 in the first quarter. After FSU receiver Greg Carr lost a fumble, Hollenbach capped a 48-yard drive with a 3-yard touchdown pass to Dan Gronkowski.

After Antone Smith scored on a 9-yard run for FSU, Dan Ennis put Maryland back in front with a field goal. The Terrapins then forced a punt, and Danny Oquendo returned the kick 35 yards, setting up a 5-yard touchdown catch by Heyward-Bey for a 17-7 lead.

A 28-yard punt gave Maryland the ball at the Florida State 49, and the Terrapins converted the fine field position into another field goal.

The Seminoles then closed to 20-14 when Carr made a leaping catch in the end zone with 53 seconds left in the half.

BOX SCORE

	1ST	2ND	3RD	4TH	-	FINAL
NC STATE (3-4, 2-2)	0	0	6	14	-	20
MARYLAND (5-2, 2-1)	0	6	17	3	-	26

Second Quarter

MD - FG Dan Ennis 32, 13:51
MD - FG Dan Ennis 27, 7:49

Third Quarter

MD - Josh Allen 4 pass fr Sam Hollenbach (Ennis kick), 11:56
MD - Lance Ball 2 run (Ennis kick), 10:07
NCS - Andre Brown 2 run (kick blocked), 4:06
MD - FG Dan Ennis 40, 0:02

Fourth Quarter

NCS - Darrell Blackman 65 punt return (John Deraney kick), 8:18
MD - FG Dan Ennis 18, 1:55
NCS - Toney Baker 1 run (Deraney kick), 0:58

INDIVIDUAL STATISTICS

RUSHING - Maryland: Lance Ball 17-77, Sam Hollenbach 7-62, Keon Lattimore 10-35, Tim Cesa 1-11, Josh Allen 1-3, Darius Heyward-Bey 1-minus 5, Team 4-minus 18; NC State: Toney Baker 20-95, Andre Brown 10-62, Daniel Evans 8-minus 3.

PASSING - Maryland: Sam Hollenbach 7-9-0-115-1; NC State: Daniel Evans 15-26-2-145.

RECEIVING - Maryland: Keon Lattimore 3-72, Darius Heyward-Bey 2-36, Josh Allen 1-4, Jason Goode 1-3; NC State: John Dunlap 4-43, Lamart Barrett 3-36, Darrell Blackman 3-30, Anthony Hill 2-40, Andre Brown 2-minus 2, Toney Baker 1-minus 2.

MISSED FIELD GOALS - None.

TACKLES - Maryland: Wesley Jefferson 7-6-13, Erin Henderson 3-7-10, Marcus Wimbush 3-3-6, David Holloway 1-5-6, Josh Wilson 4-1-5, Isaiah Gardner 3-2-5; NC State: Garland Heath 3-6-9, DaJuan Morgan 5-3-8, Patrick Lowery 4-4-8, Miguel Scott 3-1-4, Martrel Brown 1-3-4, Willie Young 1-3-4.

ATT - 50,230. **WEATHER** - 55 degrees, clear.

BOX SCORE

	1ST	2ND	3RD	4TH	-	FINAL
FLORIDA ST. (4-4, 2-4)	7	7	7	3	-	24
MARYLAND (6-2, 3-1)	10	10	7	0	-	27

First Quarter

MD - Dan Gronkowski 2 pass fr Sam Hollenbach (Dan Ennis kick), 9:39
FS - Antone Smith 9 run (Gary Cismesia kick), 6:12
MD - FG Dan Ennis 38, 0:26

Second Quarter

MD - Darius Heyward-Bey 5 pass fr Hollenbach (Ennis kick), 11:16
MD - FG Dan Ennis 39, 2:19
FS - Greg Carr 15 pass fr Xavier Lee (Cismesia kick), 0:53

Third Quarter

MD - Darius Heyward-Bey 30 pass fr Hollenbach (Ennis kick), 9:24
FS - Chris Davis 17 pass fr Lee (Cismesia kick), 3:42

Fourth Quarter

FS - FG Gary Cismesia 24, 8:49

INDIVIDUAL STATISTICS

RUSHING - Maryland: Keon Lattimore 10-43, Lance Ball 11-39, Danny Oquendo 1-18, Josh Allen 5-18, Team 2-minus 4, Sam Hollenbach 3-minus 22; Florida State: Antone Smith 14-83; Xavier Lee 8-50; Lorenzo Booker 11-41, Joe Surratt 1-minus 2.


PASSING - Maryland: Sam Hollenbach 12-20-0-131; Florida State: Xavier Lee 22-36-0-286.

RECEIVING - Maryland: Darius Heyward-Bey 3-57, Keon Lattimore 2-25, Isaiah Williams 2-12, Lance Ball 1-11, Joey Haynos 1-9, Josh Allen 1-9, Cory Jackson 1-6, Dan Gronkowski 1-2; Florida State: Chris Davis 8-132, Greg Carr 5-84, Brandon Warren 3-21, Joslin Shaw 2-35, Antone Smith 2-9, Lorenzo Booker 1-4, Joe Surratt 1-1.

MISSED FIELD GOALS - Florida State: Gary Cismesia 46 (blocked).

TACKLES - Maryland: Erin Henderson 10-2-12, Christian Varner 6-2-8, David Holloway 4-3-7, Marcus Wimbush 2-5-7, Isaiah Gardner 4-1-5, Jeremy Navarre 3-2-5; Florida State: Buster Davis 4-5-9, Myron Rolle 3-5-8, Lawrence Timmons 3-4-7, Roger Williams 3-3-6, Rodney Gallon 3-2-5.

ATT - 50,517. **WEATHER** - 50 degrees, windy, clear.



GAME 9

**CLEMSON MEMORIAL
STADIUM
CLEMSON, S.C.
NOV. 4, 2006**

MARYLAND

13

#19/19 CLEMSON

12

CLEMSON, S.C. (AP) - Dan Ennis kicked a 31-yard field goal as time ran out, lifting Maryland to its fourth straight victory, a win over No. 19 Clemson that moved the Terrapins into a tie for first place in the Atlantic Division race.

The Terps (7-2, 4-1 ACC) used the same blueprint as Virginia Tech to keep Clemson's powerful running game in check. But it looked like it wouldn't matter after Jad Dean kicked his fourth field goal with 2:25 left to put the Tigers (7-3, 4-3) ahead 12-10.

But Sam Hollenbach drove Maryland 54 yards to Clemson's 12 - converting a fourth-and-inches with his sneak - to set up Ennis' game winner.

The Terps jumped and hugged Ennis in celebration. They had a lot to be happy about - the victory keeps them in the mix to represent the league's Atlantic Division in the championship game.

Maryland came into the weekend tied in the division with No. 16 Boston College and No. 22 Wake Forest. It remained on top with Wake Forest after the Demon Deacons' win over the Eagles later Saturday night.

Maryland's chances seemed slim after the Tigers got a key call overturned by the replay booth to help them take the lead.

Clemson trailed 10-9 midway through the final period when quarterback Will Proctor had the ball ripped from his hands at the end of a run near Clemson's 10. Tailback C.J. Spiller chased the ball back to the goal line and slid into the end zone as he collected it. When Maryland linebacker David Holloway fell on Spiller, officials gave Maryland a safety.

But after a lengthy review, Spiller was ruled down on Clemson's 1.

Two plays later, Proctor completed a 71-yard pass down the middle to tight end Thomas Hunter to Maryland's 28.

Clemson appeared to put the game away when James Davis rushed for a touchdown. That play, however, was nullified by an illegal procedure call and the Tigers settled for Dean's final kick.

For the second straight week, Clemson's powerful tailback tandem of Davis and Spiller was held in check. The two combined for 332 yards on the ground to beat Georgia Tech, a victory that lifted the Tigers into the top 10. In this one, Davis had 90 yards - he had a 42-yard run early in the game - and Spiller 41.

Hollenbach led the Terps, completing 23 of 34 passes for 247 yards. He hit on 11 straight throws during one stretch, including Maryland's only touchdown play - a 7-yard scoring pass to Danny Oquendo.

BOX SCORE

	1ST	2ND	3RD	4TH	-	FINAL
MARYLAND (7-2, 4-1)	0	7	3	3	-	13
CLEMSON (7-3, 4-3)	3	3	0	6	-	12

First Quarter

CU - FG Jad Dean 27, 6:52

Second Quarter

MD - Danny Oquendo 7 pass fr Sam Hollenbach (Ennis kick), 14:54

CU - FG Jad Dean 32, 4:39

Third Quarter

MD - FG Dan Ennis 31, 7:18

Fourth Quarter

CU - FG Jad Dean 25, 14:51

CU - FG Jad Dean 22, 2:25

MD - FG Dan Ennis 31, 0:00

INDIVIDUAL STATISTICS

RUSHING - Maryland: Keon Lattimore 10-38, Sam Hollenbach 8-11, Lance Ball 10-5; Clemson: James Davis 20-90, C.J. Spiller 9-41, Will Proctor 9-9, Reggie Merriweather 1-3, Chansi Stuckey 2-0.


PASSING - Maryland: Sam Hollenbach 23-34-1-247, Team 0-1-0-0; Clemson: Will Proctor 18-27-0-251.

RECEIVING - Maryland: Joey Haynos 6-52, Isaiah Williams 5-66, Danny Oquendo 5-36, Darrius Heyward-Bey 4-18, Jason Goode 3-75; Clemson: Chansi Stuckey 8-129, Tyler Grisham 3-28, Thomas Hunter 2-79, Jacoby Ford 2-6, C.J. Spiller 2-2, Aaron Kelly 1-7.

MISSED FIELD GOALS - None.

TACKLES - Maryland: Erin Henderson 9-9-18, Marcus Wimbush 5-4-9, Trey Covington 5-3-8, Josh Wilson 7-0-7, Isaiah Gardner 6-1-7, Jeremy Navarre 4-3-7, Wesley Jefferson 3-4-7, Christian Varner 3-4-7; Clemson: Chris Clemons 9-3-12, Michael Hamlin 8-4-12, Duane Coleman 8-1-9, Antonio Clay 7-2-9, Nick Watkins 4-5-9.

ATT - 79,000. WEATHER - 49 degrees, sunny.



GAME 10

**CHEVY CHASE
BANK FIELD AT
BYRD STADIUM
COLLEGE PARK, MD.
NOV. 11, 2006**

#23/24 MARYLAND

14

MIAMI

13

COLLEGE PARK, Md. - Sam Hollenbach connected with Darrius Heyward-Bey twice, including a school-record 96-yard touchdown pass in the second quarter, as the Maryland Terrapins outlasted the Miami Hurricanes.

The Terps (8-2, 5-1 ACC) maintained a share of first place in the ACC Atlantic Division following the win. Miami fell to 5-5, 2-4 in the conference.

With the win, Maryland became the first team in 21 seasons to defeat both the Hurricanes and the Florida State Seminoles in the same year, a feat last accomplished by the Florida Gators in 1985.

Despite only recording six first downs, the Terps staked an early 14-0 lead and the defense prevailed, with a key interception by Trey Covington on the Hurricanes' final drive. Although Miami forced a late punt, Isaiah Gardner swooped in to cause Bruce Johnson's fumble, which was recovered by J.J. Justice to seal the victory, Maryland's fifth in a row.

Hollenbach, who threw for over 200 yards for the second straight game, finished with 202 yards on 11-of-16 passing. Heyward-Bey eclipsed the century mark in receiving yards for the second time in his career, with five catches for 175 yards.

The duo connected on the Terps' then-longest play of the season, a 65-yard strike for the opening touchdown with 11:45 remaining in the first quarter. It was the first time Maryland had scored a touchdown on its opening possession since Middle Tennessee on September 9.

However, they eclipsed both the season and all-time marks with the 96-yarder down the right sideline in the second quarter. The play broke the previous record of 92 yards (Stan Levine to Ed Bolton vs. South Carolina), a mark that stood for 57 seasons. In addition, it was the longest play ever given up by the Miami defense in that school's history.

Meanwhile, the Hurricanes' defensive effort was led by linebackers Wesley Jefferson and Erin Henderson, who notched 14 and 13 tackles, respectively. Cornerback Josh Wilson had five pass breakups in the game, including one midway through the fourth quarter which stopped a potential scoring drive for Miami.

Both teams played with great emotion following a pre-game moment of silence and tribute to Hurricanes senior defensive tackle Bryan Pata, who was shot and killed earlier this week.

BOX SCORE

	1ST	2ND	3RD	4TH	-	FINAL
MIAMI (5-5, 2-4)	0	10	0	3	-	13
MARYLAND (8-2, 5-1)	7	7	0	0	-	14

First Quarter

MD - Darrius Heyward-Bey 65 pass fr Sam Hollenbach (Dan Ennis kick), 11:45

Second Quarter

MD - Darrius Heyward-Bey 96 pass fr Hollenbach (Ennis kick), 12:58

MIA - FG Jon Peattie 32, 7:08

MIA - Ryan Moore 28 pass fr Kirby Freeman (Peattie kick), 2:25

Fourth Quarter

MIA - FG Jon Peattie 25, 11:02

MD MIA

First Downs	6	18
Rushes-Yards	21-56	46-180
Comp-Att-Int	11-16-0	14-27-1
Passing Yards	202	140
Return Yards	40	74
Punts-Average	8-41.5	4-42.8
Fumbles-Lost	0-0	1-1
Penalties-Yards	1-10	2-10
Sacks By-Yards Lost	1-9	1-4
Time of Possession	22:51	37:09

INDIVIDUAL STATISTICS

RUSHING - Maryland: Lance Ball 10-41, Josh Allen 3-13, Keon Lattimore 5-12, Sam Hollenbach 1-1 minus 4, Team 2-1 minus 6; Miami: Javarris James 22-78, Kirby Freeman 9-51, Tyrone Moss 12-37, Charlie Jones 3-14.


PASSING - Maryland: Sam Hollenbach 11-16-0-202; Miami: Kirby Freeman 14-27-1-140.

RECEIVING - Maryland: Darrius Heyward-Bey 5-175, Danny Oquendo 2-16, Joey Haynos 2-10, Josh Allen 1-3, Jason Goode 1-1 minus 2; Miami: Ryan Moore 5-50, Greg Olsen 4-41, Lance Leggett 1-13, Sam Shields 1-11, Chris Zellner 1-9, Tyrone Moss 1-9, Ryan Hill 1-7.

MISSED FIELD GOALS - Miami: Jon Peattie 50.


TACKLES - Maryland: Wesley Jefferson 7-7-14, Erin Henderson 4-9-13, Dre Moore 3-5-8, Marcus Wimbush 3-5-8, Isaiah Gardner 5-2-7, Trey Covington 3-4-7; Miami: Brandon Merriweather 3-2-5, Baraka Atkins 1-4-5, Jon Beason 2-2-4, Calais Campbell 2-2-4, Glenn Cook 2-2-4.

ATT - 50,721. WEATHER - 77 degrees, partly cloudy.



GAME 11

**ALUMNI STADIUM
CHESTNUT HILL,
MASS.
NOV. 18, 2006**



GAME 12

**CHEVY CHASE
BANK FIELD AT
BYRD STADIUM
COLLEGE PARK, MD.
NOV. 25, 2006**

#20/20 BOSTON COLLEGE 38

#20/20 WAKE FOREST 38

#21/21 MARYLAND 16

MARYLAND 24

BOSTON (AP) - Boston College led 14-0 in the first four minutes on Jolonn Dunbar's returns of 14 and 38 yards before Matt Ryan threw two scoring passes in a win over 21st-ranked Maryland on Saturday.

Any hopes for a comeback were dashed by two more Terrapin turnovers - a 42-yard interception return for a touchdown by DeJuan Tribble and an interception in the end zone by Jamie Silva after Maryland reached the 4-yard line early in the fourth quarter.

The loss ended Maryland's five-game winning streak.

On the second play from scrimmage, Danny Oquendo took a pitchout to the left from quarterback Sam Hollenbach and was blasted by Larry Anam. Oquendo fumbled, Hollenbach slid for the ball but it squirted toward Maryland's end zone, and Dunbar scooped it up and ran for the touchdown just 42 seconds into the game.

On the fifth play of the next series, Hollenbach tried a pitch to the other side with similar results. Lance Ball fumbled and Dunbar was there again, grabbing the ball and racing untouched into the end zone.

Ryan finally got in the game with 6:36 left in the first quarter and threw a 21-yard completion to Tony Gonzalez on his first play. That series ended with a missed 42-yard field goal attempt by Steve Aponavicius. Maryland scored midway through the second quarter on the first of Dan Ennis' three field goals, a 29-yarder.

Then Ryan led BC to touchdowns on a 34-yard pass to Gonzalez and a 17-yarder to Brandon Robinson for a 28-3 lead. On those two series, Ryan completed 9 of 12 passes for 140 yards.

Ennis' 37-yard field goal on the last play of the half and his 46-yarder cut the lead to 28-9. After Tribble's interception, Maryland scored its only touchdown on Josh Allen's 9-yard option pass to Oquendo.

The Terrapins had a chance to get within two scores early in the fourth quarter, but Hollenbach's pass was intercepted in the end zone by Jamie Silva.

They also had a first-and-goal from the 5-yard-line later in the quarter, but turned the ball over on downs.

COLLEGE PARK, Md. (AP) - Kenneth Moore ran for 165 yards and a touchdown, Kevin Harris scored twice, and freshman quarterback Riley Skinner went 10-for-13 for 125 yards and a touchdown for No. 20 Wake Forest, which became the first ACC team in history to go 6-0 on the road with a victory over Maryland.

Wake Forest handed Maryland (8-4, 5-3) its first home loss of the season. It was Wake Forest's first win in eight tries against Maryland since 1998. The Demon Deacons were 13-40-1 against the Terrapins all-time.

Wake Forest went up 28-14 with an 80-yard touchdown drive to start the second half. Moore had runs of 15 and 23 yards and Skinner went 3-for-3 for 35 yards before Harris scored from the 3.

Maryland's Keon Lattimore then accounted for all the yardage in a 49-yard drive that produced a 26-yard field goal by Dan Ennis, but the Deacons answered with a field goal to restore the 14-point cushion.

Maryland closed to 31-24 when Sam Hollenbach threw a 5-yard touchdown pass to Isaiah Williams with 12:54 left. But Wake Forest responded with a 10-play, 76-yard drive that ended with a 1-yard touchdown run by Rich Belton on a fourth-down play.

Lattimore rushed for 119 yards and a touchdown, only the third player to reach the 100-yard mark against the Demon Deacons this season. Hollenbach was 14-for-26 for 125 yards, but threw three interceptions.

Wake Forest yielded 215 yards in the first half, but benefited from turnovers in taking a 21-14 lead.

The final game of a crazy ACC regular season matched two of the league's most surprising teams in a duel for the Atlantic Division title.

Both teams scored touchdowns on their opening drives. Lattimore ran in from the 12 before Harris concluded a 13-play possession with a 2-yard run.

Next came an exchange of turnovers. After Riley Swanson took an interception 30 yards to the Maryland 16, an apparent touchdown run by Moore was erased by a holding call. On the next play, Skinner threw his first interception on the road. A 19-yard touchdown run by Moore made it 14-7 early in the second quarter.

The Terrapins' next two drives ended in interceptions by Alphonso Smith. After the latter turnover, Skinner threw a 49-yard touchdown pass to Willie Idlette for a 21-7 lead.

Maryland then got a 1-yard touchdown run by Lance Ball.

Despite the loss, the Terps still posted their fourth eight-win regular-season over the last six years. They'll have a chance to win nine games for only the 13th time in school history in a bowl game.

BOX SCORE

	1ST	2ND	3RD	4TH	-	FINAL
MARYLAND (8-3, 5-2)	0	6	10	0	-	16
BOSTON COLL. (9-2, 5-2)	14	14	7	3	-	38

First Quarter

BC - Jolonn Dunbar 14 fumble return (Steve Aponavicius kick), 14:18
BC - Jolonn Dunbar 38 fumble return (Aponavicius kick), 11:52

Second Quarter

MD - FG Dan Ennis 29, 7:05
BC - Tony Gonzalez 34 pass fr Matt Ryan (Aponavicius kick), 4:00
BC - Brandon Robinson 17 pass fr Ryan (Aponavicius kick), 0:50

MD - FG Dan Ennis 37, 0:00

Third Quarter

MD - FG Dan Ennis 46, 8:45
BC - DeJuan Tribble 42 interception return (Aponavicius kick), 4:28
MD - Danny Oquendo 9 pass from Josh Allen (Ennis kick), 2:02

Fourth Quarter

BC - FG Steve Aponavicius 21, 13:11

INDIVIDUAL STATISTICS

RUSHING - Maryland: Keon Lattimore 13-40, Lance Ball 7-23, Josh Allen 4-12, Sam Hollenbach 3-10, Darrius Heyward-Bey 1-4, Danny Oquendo 1-minus 16; Boston College: L.V. Whitworth 21-100, Andre Callender 7-28, Team 2-minus 4.
PASSING - Maryland: Sam Hollenbach 27-42-249, Josh Allen 1-1-0-9; Boston College: Matt Ryan 19-29-0-249.
RECEIVING - Maryland: Danny Oquendo 6-65, Joey Haynos 6-45, Keon Lattimore 6-34, Darrius Heyward-Bey 4-37, Isaiah Williams 2-41, Lance Ball 2-16, Cory Jackson 1-13, Jason Goode 1-7; Boston College: Tony Gonzalez 4-76, Ryan Purvis 3-42, Taylor Sele 2-32, Kevin Challenger 2-25, Ryan Thompson 2-21, Brandon Robinson 2-20, Andre Callender 2-1, Jon Loyte 1-16, L.V. Whitworth 1-16.
MISSED FIELD GOALS - BOSTON COLLEGE: STEVE APONAVICIUS 42.
TACKLES - Maryland: Erin Henderson 6-3-9, Wesley Jefferson 4-4-8, Jeremy Navarre 4-2-6, David Holloway 5-0-5, Christian Varner 5-0-5, Marcus Wimbush 3-2-5; Boston College: Jolonn Dunbar 9-5-14, Jamie Silva 7-4-11, Brian Toal 6-5-11, DeJuan Tribble 6-0-6, Larry Anam 4-1-5.
ATT - 44,500. WEATHER - 53 degrees, sunny.

BOX SCORE

	1ST	2ND	3RD	4TH	-	FINAL
WAKE FOR. (10-2, 6-2)	7	14	10	7	-	38
MARYLAND (8-4, 5-3)	7	7	3	7	-	24

First Quarter

MD - Keon Lattimore 12 run (Dan Ennis kick), 10:16
WF - Kevin Harris 2 run (Sam Swank kick), 6:11

Second Quarter

WF - Kenneth Moore 19 run (Swank kick), 14:20
WF - Willie Idlette 49 pass fr Riley Skinner (Swank kick), 7:42

MD - Lance Ball 1 run (Ennis kick), 4:40

Third Quarter

WF - Kevin Harris 3 run (Swank kick), 10:03
MD - FG Dan Ennis 26, 6:37
WF - FG Sam Swank 36, 0:21

Fourth Quarter

MD - Isaiah Williams 5 pass fr Sam Hollenbach (Ennis kick), 12:54
WF - Rich Belton 1 run (Swank kick), 7:21

INDIVIDUAL STATISTICS

RUSHING - Maryland: Keon Lattimore 23-119, Lance Ball 6-64, Darrius Heyward-Bey 1-9, Sam Hollenbach 3-7; Wake Forest: Kenneth Moore 27-165, Kevin Marion 4-43, Kevin Harris 13-42, Riley Skinner 4-30, Nate Morton 2-12, Rich Belton 4-6, Willie Idlette 1-1, Team 2-minus 3.
PASSING - Maryland: Sam Hollenbach 14-26-3-182; Wake Forest: Riley Skinner 10-13-1-125.
RECEIVING - Maryland: Isaiah Williams 3-65, Darrius Heyward-Bey 3-37, Joey Haynos 2-33, Lance Ball 2-13, Danny Oquendo 2-11, Jason Goode 1-19, Cory Jackson 1-4; Wake Forest: Willie Idlette 4-64, Kenneth Moore 3-33, Nate Morton 2-11, John Tereshinski 1-17.
MISSED FIELD GOALS - None.
TACKLES - Maryland: Erin Henderson 3-8-11, Marcus Wimbush 4-6-10, Wesley Jefferson 5-4-9, Isaiah Gardner 4-4-8, David Holloway 3-4-7, Trey Covington 2-5-7; Wake Forest: Aaron Curry 5-5-10, Jon Abbate 1-8-9, Stanley Arnoux 2-5-7, Josh Gattis 3-3-6.
ATT - 51,500. WEATHER - 44 degrees, clear.

THE LAST TIME

27 SPORTS • 1 TEAM

TERRAPINS

KICKOFF RETURNED FOR TD

Maryland – Josh Wilson (100 yards) at Georgia Tech, 10/7/06.
Opponent – Darius Reynaud (96 yards), West Virginia, 9/14/06.

BLOCKED PUNT RETURNED FOR TD

Maryland – Leroy Ambush vs. Virginia, 10/6/01.
Opponent – David Carter (10 yards), West Virginia, 9/19/98.

PUNT RETURNED FOR TD

Maryland – Steve Suter (76 yards) vs. West Virginia (Gator Bowl), 11/1/04.
Opponent – Darrell Blackman (65 yards) vs. NC State, 10/21/06.

INTERCEPTION RETURNED FOR TD

Maryland – Erin Henderson (45 yards), at Virginia, 10/14/06.
Opponent – DeJuan Tribble (42 yards), at Boston College, 11/18/06.

FUMBLE RETURNED FOR TD

Maryland – Josh Wilson (20 yards) at Wake Forest, 9/24/05.
Opponent – Jolonn Dunbar, twice, (14 yards & 38 yards), at Boston College, 11/18/06.

RECORDED A SAFETY

Maryland – vs. Wake Forest, 11/30/02 (E.J. Henderson sack in the end zone).
Opponent – Wake Forest, 9/24/05 (Sam Hollenbach sacked in end zone by D. Anderson).

BLOCKED A PUNT

Maryland – Josh Wilson vs. William & Mary, 9/2/06.
Opponent – Malcolm Tatum, at Florida State, 11/13/99.

BLOCKED A FIELD GOAL

Maryland – Jeremy Navarre vs. Florida State, 10/28/06.
Opponent – Lance Evans, Virginia, 11/11/03.

BLOCKED A PAT

Maryland – Carlos Feliciano, NC State, 10/21/06.
Opponent – Rick Sherrod, West Virginia, 9/29/01.

DEFENSIVE SHUTOUT

Maryland – vs. The Citadel (61-0), 9/13/03.
Opponent – at Virginia (16-0), 11/6/04.

PLAYER PASSED FOR 6 TDS

Maryland – None.
Opponent – Chris Weinke (6, 5, 6, 30, 26, 28), at Florida State, 11/13/99.

PLAYER SCORED 5 TDS

Maryland – Bob Shemonski (22 rush, 26 rush, 82 PR, 4 rush, 8 rush) vs. Virginia Tech, 11/7/50.

PLAYER PASSED FOR 5 TDS

Maryland – Scott Milanovich (5, 14, 27, 5, 12) vs. NC State, 11/5/94.
Opponent – Chris Rix (16, 9, 28, 22, 31), at Florida State, 10/27/01.

PLAYER SCORED 4 TDS

Maryland – Chris Downs (9 rush, 36 rush, 1 rush, 6 rush), at North Carolina, 11/02/02.
Opponent – Robert Baldwin (3 rush, 1 rush, 11 rush, 34 rush), Duke, 9/3/94.

PLAYER SCORED 4 TDS RUSHING

Maryland – Chris Downs (9, 36, 1, 6), at North Carolina, 11/02/02.
Opponent – Robert Baldwin (3, 1, 11, 34), Duke, 9/3/94.

PLAYER PASSED FOR 4 TDS

Maryland – Joel Statham (29, 12, 40, 25), at Duke, 9/25/04.
Opponent – Rex Grossman (15, 4, 33, 10), Florida, 1/2/02.

PLAYER SCORED 3 TDS

Maryland – Mario Merrills (6 rush, 1 rush, 2 rush), at Temple, 10/8/05.
Opponent – Chris Barclay (53 rush, 5 rush, 74 rush), Wake For., 11/29/03.

PLAYER SCORED 3 TDS RUSHING

Maryland – Mario Merrills (6, 1, 2), at Temple, 10/8/05.
Opponent – Chris Barclay (53, 5, 74), Wake Forest, 11/29/03.

PLAYER PASSED FOR 3 TDS

Maryland – Sam Hollenbach (2, 5, 30) vs. Florida State, 10/28/06.
Opponent – Matt Schaub (27, 7, 24), Virginia, 11/23/02.

PLAYER SCORED 3 TDS RECEIVING

Maryland – Vernon Davis (29, 12, 40), at Duke, 9/25/04.
Opponent – Talman Gardner (16, 9, 28), Florida State, 10/27/01.

THREE PLAYERS SCORED 2 TDS

Maryland – Jermaine Lewis (5 rec, 27 rec), Mancel Johnson (14 rec, 12 rec), Geroy Simon (94 KOR, 5 rec) vs. NC State, 11/5/94.
Opponent – Earnest Graham (1 rush, 6 rush), Jabar Gaffney (4 rec., 33 rec.), Taylor Jacobs (46 rec, 15 rec), Florida, 1/2/02.

TWO PLAYERS SCORED 2 TDS

Maryland – Lance Ball (14 rush, 35 rush), Keon Lattimore (1 rush, 9 rush), vs. Virginia, 10/1/05.
Opponent – Reggie Merrweather (1 rush, 38 rush), Curtis Baham (6 rec., 51 rec.), Clemson, 9/10/05.

PLAYER SCORED 2 TDS RUSHING

Maryland – Lance Ball (12, 2), vs. Middle Tennessee, 9/9/06.
Opponent – Kevin Harris (2, 3), vs. Wake Forest, 11/25/06.

PLAYER PASSED FOR 2 TDS

Maryland – Sam Hollenbach (65, 96), vs. Miami, 11/11/06.
Opponent – Jameel Sewell (38, 44), at Virginia, 10/14/06.

PLAYER SCORED 2 TDS RECEIVING

Maryland – Darnius Heyward-Bey (65, 96), vs. Miami, 11/11/06.
Opponent – Kevin Ogletree (38, 44), at Virginia, 10/14/06.

50-YARD FIELD GOAL

Maryland – Nick Novak (54 yards) vs. Duke, 10/11/03.
Opponent – Steve Azar (52 yards), Northern Illinois, 8/28/03.

45-YARD FIELD GOAL

Maryland – Dan Ennis (46 yards), at Boston College, 11/18/06.
Opponent – Connor Barth (45 yards), North Carolina, 11/12/05.

FIVE FIELD GOALS

Maryland – Dale Castro (45, 29, 18, 32, 42) vs. Mississippi State, 9/22/79.
Opponent – Nicholas Setta (51, 32, 18, 46, 24), Notre Dame, 8/31/02.

FOUR FIELD GOALS

Maryland – Dan Ennis (32, 27, 40, 18), NC State, 10/21/06.
Opponent – Jad Dean (27, 32, 25, 22), at Clemson, 11/4/06.

THREE FIELD GOALS

Maryland – Dan Ennis (29, 37, 46), at Boston College, 11/18/06.
Opponent – Jad Dean (27, 32, 25, 22), at Clemson, 11/4/06.

THREE FIELD GOALS 40 YARDS OR MORE

Maryland – None.
Opponent – None.

TWO FIELD GOALS 40 YARDS OR MORE

Maryland – Nick Novak (43, 45), vs. Florida State, 10/30/04.
Opponent – Connor Barth (45, 41), North Carolina, 11/12/05.

FOUR FIELD GOALS 30 YARDS OR MORE

Maryland – Nick Novak (54, 34, 31, 48) vs. Duke, 10/11/03.
Opponent – None.

THREE FIELD GOALS 30 YARDS OR MORE

Maryland – Nick Novak (31, 46, 33) at West Virginia, 9/18/04.
Opponent – Connor Hughes (43, 39, 29, 36), Virginia, 10/1/05.

TWO-POINT CONVERSION BY RUSH

Maryland – Mario Merrills, vs. Navy, 9/3/05.
Opponent – Walter Washington, Temple, 9/11/04.

TWO-POINT CONVERSION BY PASS

Maryland – Scott McBrien to Bruce Perry, at Wake Forest, 11/29/03.
Opponent – Phil Horvath to Sam Hurd, Northern Illinois, 9/4/04.

MISSED PAT (KICK)

Maryland – Dan Ennis, at North Carolina, 11/12/05.
Opponent – John Deraney, NC State (blocked), 10/21/06.

DEFENSIVE EXTRA-POINT

Maryland – None.
Opponent – L. Grant (100-yd. Interception return), Duke, 10/26/96.

40 RUSHING ATTEMPTS

Maryland – Charlie Wysocki (49-217) at Duke, 10/25/80.
Opponent – Ray Robinson (40-178), NC State, 11/4/00.

30 RUSHING ATTEMPTS

Maryland – Lance Ball (39-161), at North Carolina, 11/12/05.
Opponent – Alvin Pearman (31-170), Virginia, 11/6/04.

30 RUSHING ATTEMPTS IN ONE HALF

Maryland – Charlie Wysocki (32) at Duke, 10/25/80.

300 RUSHING YARDS

Maryland – LaMont Jordan (37-306) vs. Virginia, 11/20/99.
Opponent – John Leach (46-329), Wake Forest, 11/20/93.

200 RUSHING YARDS

Maryland – Bruce Perry (25-237), at Wake Forest, 11/29/03.
Opponent – Chris Barclay (28-243), Wake Forest, 11/29/03.

150 RUSHING YARDS

Maryland – Lance Ball (39-161), at North Carolina, 11/12/05.
Opponent – Kenneth Moore (27-165), Wake Forest, 11/25/06.

100 RUSHING YARDS

Maryland – Keon Lattimore (23-119), Wake Forest, 11/25/06.
Opponent – Kenneth Moore (27-165), Wake Forest, 11/25/06.

100 RUSHING YARDS BY A QUARTERBACK

Maryland – Shaun Hill (11-105) vs. Duke, 10/20/01.
Opponent – Marcus Vick (16-133), Virginia Tech, 10/20/05.

TWO PLAYERS WITH 100 YARDS RUSHING

Maryland – LaMont Jordan (135) and Brian Underwood (114) at Temple, 9/27/97.
Opponent – Alvin Pearman (170) and Wali Lundy (107), Virginia, 11/6/04.

THREE PLAYERS WITH 100 YARDS RUSHING

Maryland – Richard Jennings (136), Steve Atkins (126) and Jamie Franklin (105) vs. Virginia, 11/22/75.

75-YARD TD RUN

Maryland – Bruce Perry (80), at Wake Forest, 11/28/03.
Opponent – Chris Barclay (74), Wake Forest, 11/28/03.

50-YARD NON-SCORING RUN

Maryland – Lance Ball (65) vs. Boston College, 11/19/05.
Opponent – AMod Ned (52), Florida International, 9/23/06.

50-YARD TD RUN

Maryland – Keon Lattimore (56), at Virginia, 10/14/06.
Opponent – Chris Barclay (74), Wake Forest, 11/28/03.

50 PASS ATTEMPTS

Maryland – Scott Milanovich (62-46-1, 380, 1 TD) at Florida St., 11/18/95.
Opponent – Brad Lewis (52-31-4, 279, 1 TD), West Virginia, 9/29/01.

40 PASS ATTEMPTS

Maryland – Sam Hollenbach (42-27-2, 249, 0 TD) at Boston College, 11/18/06.
Opponent – Matt Baker (40-25-0, 335, 1 TD), North Carolina, 11/12/05.

35 PASS ATTEMPTS

Maryland – Sam Hollenbach (45-24-2, 211, 2 TD), at West Va., 9/14/06.
Opponent – Xavier Lee (36-22-0, 286, 2 TD), Florida State, 10/28/06.

40 PASS COMPLETIONS

Maryland – Scott Milanovich (62-46-1, 380, 1 TD) at Florida St., 11/18/95.
Opponent – James MacPherson (49-28-3, 1 TD), Wake Forest, 10/21/00.

30 PASS COMPLETIONS

Maryland – Scott Milanovich (62-46-1, 380, 1 TD) at Florida St., 11/18/95.
Opponent – Devin Scott (49-32-1, 228, 0 TD), Temple, 9/2/99.

25 PASS COMPLETIONS

Maryland – Sam Hollenbach (42-27-2, 249, 0 TD) at Boston College, 11/18/06.
Opponent – Matt Baker (40-25-0, 335, 1 TD), North Carolina, 11/12/05.

400 YARDS PASSING

Maryland – Scott Milanovich (416) at Wake Forest, 11/20/93.
Opponent – Spencer Romine (404), Duke, 10/30/99.

300 YARDS PASSING

Maryland – Sam Hollenbach (374), at North Carolina, 11/12/05.
Opponent – Matt Baker (335), North Carolina, 11/12/05.

250 YARDS PASSING

Maryland – Sam Hollenbach (374), at North Carolina, 11/12/05.
Opponent – Will Proctor (251), at Clemson, 11/4/06.

10 RECEPTIONS

Maryland – Geroy Simon (16-124), at Florida State, 11/18/95.
Opponent – Calvin Johnson (10-133), Georgia Tech, 10/7/06.

TWO PLAYERS WITH 10 RECEPTIONS

Maryland – Walt Williams (11) and Geroy Simon (10) at Syracuse, 11/19/94.

100 YARDS RECEIVING

Maryland – Darius Heyward-Bey (5-175), vs. Miami, 11/11/06.
Opponent – Chansi Stuckey (8-129), at Clemson, 11/4/06.

TWO PLAYERS WITH 100 YARDS RECEIVING

Maryland – Geroy Simon (124) and Jermaine Lewis (102) at Florida St., 11/18/95.
Opponent – Taylor Jacobs (10-170) and Jabar Gaffney (7-118), Florida (Orange Bowl), 1/2/02.

THREE PLAYERS WITH 100 YARDS RECEIVING

Maryland – Jason Kremus (119), Mancel Johnson (106) and Russ Weaver (105) at Wake Forest, 11/20/93.

200 YARDS RECEIVING

Maryland – Jermaine Lewis (9-205) vs. Duke, 9/23/95.
Opponent – Dez White (5-215), at Ga. Tech, 9/30/99.

75-YARD NON-SCORING RECEPTION

Maryland – Scott Milanovich to Jermaine Lewis (78) at UNC, 9/11/93.
Opponent – C. Randolph to Jax Landfried (78), Wake Forest, 12/30/02.

75-YARD TD RECEPTION

Maryland – Sam Hollenbach to Darius Heyward-Bey (95), vs. Miami, 11/11/06.
Opponent – Josh Padrick to Samuel Smith (89), FIU, 9/23/06.

50-YARD NON-SCORING RECEPTION

Maryland – Sam Hollenbach to Jason Goode (57), at Clemson, 11/4/06.
Opponent – Will Proctor to Thomas Hunter (71), at Clemson, 11/4/06.

50-YARD TD RECEPTION

Maryland – Sam Hollenbach to Darius Heyward-Bey (95), vs. Miami, 11/11/06.
Opponent – Josh Padrick to Samuel Smith (89), FIU, 9/23/06.

PLAYER RECORDED 15 OR MORE TACKLES

Maryland – Erin Henderson (18), at Clemson, 11/4/06.
Opponent – Troy Bennett (16), Temple, 9/11/04.

PLAYER RECORDED 3.0 OR MORE SACKS

Maryland – Shawne Merriman (3.0) vs. North Carolina, 11/2/02.
Opponent – Michael Johnson (3.0), at Georgia Tech, 10/7/06.

PLAYER RECORDED 2.0 OR MORE SACKS

Maryland – Josh Wilson (2.0) vs. NC State, 10/21/2006.
Opponent – Michael Johnson (3.0), at Georgia Tech, 10/7/06.

TEAM GAINED 300 YARDS RUSHING

Maryland – at Wake Forest (339), 11/29/03.
Opponent – at West Virginia (340), 9/14/06.

TEAM GAINED 400 YARDS RUSHING

Maryland – vs. Virginia (445), 11/20/99.
Opponent – Georgia Tech (411), 10/9/93.

TEAM FAILED TO GAIN 100 YARDS RUSHING

Maryland – at Boston College (73), 11/18/06.
Opponent – Florida International (89), 9/23/06.

TEAM GAINED 300 YARDS PASSING

Maryland – at North Carolina (374), 11/12/05.
Opponent – North Carolina (335), 11/12/05.

TEAM GAINED 400 YARDS PASSING

Maryland – at Duke (408), 9/25/04.
Opponent – Florida (456), 1/2/02.

TEAM FAILED TO GAIN 100 YARDS PASSING

Maryland – vs. NC State (24), 10/16/04.
Opponent – West Virginia (43), 9/14/06.

TEAM GAINED 400 YARDS TOTAL OFFENSE

Maryland – at North Carolina (524), 11/12/05.
Opponent – Wake Forest (421), 11/25/06.

TEAM GAINED 500 YARDS TOTAL OFFENSE

Maryland – at North Carolina (524), 11/12/05.
Opponent – Florida (659), 1/2/02.

TEAM GAINED 600 YARDS TOTAL OFFENSE

Maryland – at Duke (685), 9/25/04.
Opponent – Florida (652), 1/2/02.

TEAM FAILED TO GAIN 200 YARDS TOTAL OFFENSE

Maryland – at Virginia Tech (197), 11/18/04.
Opponent – Duke (185), 9/25/04.

SCORED 50 POINTS OR MORE

Maryland – at Duke (55-21), 9/25/04.
Opponent – at Virginia Tech (6-55), 11/18/04.

TERPS PLAYED IN AN OVERTIME GAME

at North Carolina (W - 10T, 33-30), 11/12/05.
All-time record in overtime games, 3-2 (1-0 at home, 2-2 on the road)

TEAM SCORED 28 POINTS OR MORE IN A QTR.

Maryland – vs. North Carolina (39-ACC record, 2nd Qtr.), 11/1/03.
Opponent – at West Virginia (28, 1st Qtr.), 9/16/06.

TEAM SCORED 21 POINTS OR MORE IN A QTR.

Maryland – at Virginia (21, 4th Qtr.), 10/14/06.
Opponent – at West Virginia (28, 1st Qtr.), 9/16/06.

TERPS PLAYED TO A TIE GAME

vs. Louisiana Tech (Independence Bowl, 34-34), 12/15/90.